

Small Wheel Loaders 321D

Service Manual

Ber 7-29290



TECHNICAL HANDBOOK

321D

01 General

02 Service data

03 Engine

04 Travel drive

05 Axles

06 Steering

07 Brakes

08 Working hydraulic

09 Electrical system

10 Frame

11 Fittings, pipes and hoses

12 Sealing, protective, testing and cleaning agents

| | |
|---|----|
| FOREWORD | 1 |
| Using the Technical Handbook | 1 |
| Servicing and repair | 1 |
| FUNDAMENTAL SAFETY INSTRUCTIONS | 2 |
| Warnings and symbols | 2 |
| Danger in the event of non-observance of the safety instructions | 2 |
| Organizational measures | 3 |
| Selection and qualification of personnel | 4 |
| OPERATING, SAFETY INSTRUCTIONS | |
| Standard operation..... | 4 |
| MAINTENANCE, SAFETY INSTRUCTIONS | 5 |
| WARNING OF SPECIAL DANGERS | |
| Electric energy | 6 |
| Gas, dust, steam and smoke | 6 |
| Hydraulic and pneumatic equipment | 7 |
| Noise | 7 |
| Oil, grease and other chemical substances | 7 |
| TRANSPORTING AND TOWING - RECOMMISSIONING | 7 |
| REPAIR WORK - SAFETY INSTRUCTIONS | 8 |
| ACCUMULATORS | 9 |
| Safety instructions | 9 |
| ENGINE | 10 |
| Engine - repair instructions | 10 |
| Assisted starting (jump-starting) - Safety instructions | 10 |
| WELDING OPERATIONS | |
| Welding operations - safety instructions..... | 11 |

FOREWORD

2796842

This **Technical Handbook (THB)** has been written with **the servicing mechanic** in mind and contains important information required to carry out repair and servicing procedures.

Read through the **Technical Handbook**, but also the **Operating Instructions** for the **Wheel Loader** before commencing any servicing or repair work. The **Technical Handbook**, as well as the **Operating Instructions** and **Spare Parts List** should be used as a source of reference and assistance - even when the user is well acquainted with the range of the Wheel Loaders.

Using the Technical Handbook allows the experienced mechanic to carry out repair work in a correct manner.

Using the Technical Handbook

The Technical Handbook is divided into main and sub-groups that deal with the machine as actually delivered. Any auxiliary attachments or optional upgrading introduced later are not described.

The main table of contents allows to find the required information quickly.

For the sake of clarity, the illustrations have been simplified and can therefore differ slightly from the actual appearance of the machine.

Servicing and repair

Servicing and repair work should be carried out as soon as possible. This keeps overall servicing & repair costs to a minimum and increases the availability of the Wheel Loader.

During servicing and repair work, always follow the instructions contained in the Technical Handbook and Operating instructions.

The **After Sales Service** is always available for assistance and advice.



□

FUNDAMENTAL SAFETY INSTRUCTIONS

Warnings and symbols

2800455


The following signs are used in the manual to designate instructions of particular importance:

| | |
|---|--|
|  | Precautionary rules and measures designed to protect the machine operator and other persons from life-threatening danger or injuries and to prevent extensive damage. |
|  | Information and precautionary measures designed to prevent damage to the machine or other property. |

□

Danger in the event of non-observance of the safety instructions

12796843

| | |
|---|--|
|  | <p>This wheel loader has been built in accordance with state-of-the-art standards and the recognized safety rules.</p> <p>However, operating the machine if a fault is suspected or has occurred, or carrying out repair work inexpertly may</p> <ul style="list-style-type: none">- endanger the lives of persons in contact with it- damage the machine and other property. <p>The wheel loader must be stopped immediately on any damage being suspected or occurring to ensure that the safety of the operator, of other persons at the place of use or of other material property is not compromised.</p> <p>All components are carefully co-ordinated. Trouble-free operation and a long service life can only be achieved with original spare parts.</p> |
|---|--|

□

Organizational measures

2800456

The operating instructions must always be at hand at the place of use of the machine, e.g. by stowing them in the tool compartment or tool-box provided for such purpose.

In addition to the operating instructions, observe and instruct the user in all other generally applicable legal and other mandatory regulations relevant to accident prevention and environmental protection.

These compulsory regulations may also deal with the handling of hazardous substances, issuing and/or wearing of personal protective equipment or traffic regulations.

The operating instructions must be supplemented by instructions covering the duties involved in supervising and notifying special organizational features, such as job organization, working sequences or the personnel entrusted with the work.

Personnel entrusted with work on the machine must have read the operating instructions and in particular the chapter on safety before beginning work. Reading the instructions after work has begun is too late. This applies especially to persons working only occasionally on the machine, e.g. during setting up or maintenance.

Check - at least from time to time - whether the personnel is carrying out the work in compliance with the operating instructions and paying attention to risks and safety factors.

For reasons of security, long hair must be tied back or otherwise secured, garments must be close-fitting and no jewellery, such as rings, may be worn. Injury may result from being caught up in the machinery or from rings catching on moving parts.

Use protective equipment wherever required by the circumstances or by law.

Observe all safety instructions and warnings attached to the machine.

See to it that safety instructions and warnings attached to the machine are always complete and perfectly legible.

In the event of safety-relevant modifications or changes in the behaviour of the machine during operation, stop the machine immediately and report the malfunction to the competent authority/person.

Never make any modifications, additions or conversions which might affect safety without the supplier's approval. This also applies to the installation and adjustment of safety devices and valves as well as to welding work on load-bearing elements.

Spare parts must comply with the technical requirements specified by the manufacturer. Spare parts from original equipment manufacturers can be relied to do so.

Replace hydraulic hoses within stipulated and appropriate intervals, even if no safety-relevant defects have been detected.

Adhere to prescribed intervals or those specified in the operating instructions for routine checks and inspections.

For the execution of maintenance work, tools and workshop equipment adapted to the task on hand are absolutely indispensable.

The personnel must be familiar with the location and operation of fire extinguishers.

Observe all fire-warning and fire-fighting procedures.

Selection and qualification of personnel

Any work on and with the machine must be executed by reliable personnel only. Statutory minimum age limits must be observed.

Employ only trained or instructed staff and set out clearly the individual responsibilities of the personnel for operation, set-up, maintenance and repair.

Make sure that only authorized personnel works on or with the machine.

Define the machine operator's responsibilities - also with regard to observing traffic regulations - giving the operator the authority to refuse instructions by third parties that are contrary to safety.

Do not allow persons to be trained or instructed or persons taking part in a general training course to work on or with the machine without being permanently supervised by an experienced person.

Work on the electrical system and equipment of the machine must be carried out only by a skilled electrician or by instructed persons under the supervision and guidance of a skilled electrician and in accordance with electrical engineering rules and regulations.

Work on chassis, brake and steering systems must be performed by skilled personnel only, which has been specially trained for such work.

Work on the hydraulic system must be carried out only by personnel with special knowledge and experience of hydraulic equipment.

OPERATING, SAFETY INSTRUCTIONS

Standard operation

Avoid any operational mode that might be prejudicial to safety.

Before beginning work, familiarize yourself with the surroundings and circumstances of the site, such as obstacles in the working and travelling area, the soil bearing capacity and any barriers separating the construction site from public roads.

Take the necessary precautions to ensure that the machine is used only when in a safe and reliable state.

Operate the machine only if all protective and safety-oriented devices, such as removable safety devices, emergency shut-off equipment, sound-proofing elements and exhausters, are in place and fully functional.

Check the machine at least once per working shift for obvious damage and defects. Report any changes (incl. changes in the machine's working behaviour) to the competent organization/person immediately. If necessary, stop the machine immediately and lock it.

In the event of malfunctions, stop the machine immediately and lock it. Have any defects rectified immediately.

Start the machine from the driver's seat only.

During start-up and shut-down procedures always watch the indicators in accordance with the operating instructions.

Before setting the machine in motion, make sure that nobody is at risk.

Before starting work or travelling with the machine, check that the braking, steering, signalling and lighting systems are fully functional.

Before setting the machine in motion always check that the accessories have been safely stowed away.

When travelling on public roads, ways and places always observe the valid traffic regulations and, if necessary, make sure beforehand that the machine is in a condition compatible with these regulations.

In conditions of poor visibility and after dark always switch on the lighting system.

Persons accompanying the driver must be seated on the passenger seats provided for this purpose.

When crossing underpasses, bridges and tunnels or when passing under overhead lines always make sure that there is sufficient clearance.

Always keep at a distance from the edges of building pits and slopes.

Avoid any operation that might be a risk to machine stability.

Never travel across slopes; always keep the working equipment and the load close to the ground, especially when travelling downhill.

On sloping terrain always adapt your travelling speed to the prevailing ground conditions. Never change to a lower gear on a slope but always before reaching it.

Before leaving the driver's seat always secure the machine against inadvertent movement and unauthorized use.

MAINTENANCE, SAFETY INSTRUCTIONS

Observe the adjusting, maintenance and inspection activities and intervals set out in the operating instructions, including information on the replacement of parts and equipment. These activities may be executed by skilled personnel only.

Brief operating personnel before beginning special operations and maintenance work, and appoint a person to supervise the activities.

In any work concerning the operation, conversion or adjustment of the machine and its safety-oriented devices or any work related to maintenance, inspection and repair, always observe the start-up and shut-down procedures set out in the operating instructions and the information on maintenance work.

Ensure that the maintenance area is adequately secured.

If the machine is completely shut down for maintenance and repair work, it must be secured against inadvertent starting by:

- removing the ignition key and
- attaching a warning sign.

Carry out maintenance and repair work only if the machine is positioned on stable and level ground and has been secured against inadvertent movement and buckling.

To avoid the risk of accidents, individual parts and large assemblies being moved for replacement purposes should be carefully attached to lifting tackle and secured. Use only suitable and technically perfect lifting gear and suspension systems with adequate lifting capacity. Never work or stand under suspended loads.

The fastening of loads and the instructing of crane operators should be entrusted to experienced persons only. The marshaller giving the instructions must be within sight or sound of the operator.

For carrying out overhead assembly work always use specially designed or otherwise safety-oriented ladders and working platforms. Never use machine parts as a climbing aid.

Wear a safety harness when carrying out maintenance work at greater heights.

Keep all handles, steps, handrails, platforms, landings and ladders free from dirt, snow and ice.

Clean the machine, especially connections and threaded unions, of any traces of oil, fuel or preservatives before carrying out maintenance/repair. Never use aggressive detergents. Use lint-free cleaning rags.

Before cleaning the machine with water, steam jet (high-pressure cleaning) or detergents, cover or tape up all openings which - for safety and functional reasons - must be protected against water, steam or detergent penetration. Special care must be taken with electric motors and switchgear cabinets.

Ensure during cleaning of the machine that the temperature sensors of the fire-warning and fire-fighting systems do not come into contact with hot cleaning agents as this might activate the fire-fighting system.

After cleaning, remove all covers and tapes applied for that purpose.

After cleaning, examine all fuel, lubricant, and hydraulic fluid lines for leaks, loose connections, chafe marks and damage. Any defects found must be rectified without delay.

Always tighten any screwed connections that have been loosened during maintenance and repair.

Any safety devices removed for set-up, maintenance or repair purposes must be refitted and checked immediately upon completion of the maintenance and repair work.

Ensure that all consumables and replaced parts are disposed of safely and with minimum environmental impact.

WARNING OF SPECIAL DANGERS

Electric energy

Use only original fuses with the specified current rating. Switch off the machine immediately if trouble occurs in the electrical system.

When working with the machine, maintain a safe distance from overhead electric lines. If work is to be carried out close to overhead lines, the working equipment must be kept well away from them. Caution, danger! Check out the prescribed safety distances.

If your machine comes into contact with a live wire

- do not leave the machine
- drive the machine out of the hazard zone
- warn others against approaching and touching the machine
- have the live wire de-energized
- do not leave the machine until the damaged line has been safely de-energized.

The electrical equipment of machines is to be inspected and checked at regular intervals. Defects such as loose connections or scorched cables must be rectified immediately.

Gas, dust, steam and smoke

Operate internal combustion engines and fuel-operated heating systems only on adequately ventilated premises. Before starting the machine on enclosed premises, make sure that there is sufficient ventilation.

Observe the regulations in force at the respective site.

Carry out welding, flame-cutting and grinding work on the machine only if this has been expressly authorized, as there may be a risk of explosion and fire.

Before carrying out welding, flame-cutting and grinding operations, clean the machine and its surroundings from dust and other inflammable substances and make sure that the premises are adequately ventilated. **RISK OF EXPLOSION.**

Hydraulic and pneumatic equipment

Check all lines, hoses and screwed connections regularly for leaks and obvious damage. Repair damage immediately. Splashed oil may cause injury and fire.

Depressurize all system sections and pressure pipes (hydraulic system, compressed-air system) to be removed in accordance with the specific instructions for the unit concerned before carrying out any repair work.

Hydraulic and compressed-air lines must be laid and fitted properly. Ensure that no connections are interchanged. The fittings, lengths and quality of the hoses must comply with the technical requirements.

Noise

During operation, all sound baffles of the machine must be closed.

Always wear the prescribed ear protectors.

Oil, grease and other chemical substances

When handling oil, grease and other chemical substances, observe the product-related safety regulations.

Be careful when handling hot consumables (risk of burning or scalding).

TRANSPORTING AND TOWING - RECOMMISSIONING

The machine must be towed, loaded and transported only in accordance with the operating instructions.

For towing the machine observe the prescribed transport position, admissible speed and itinerary.

Use only appropriate means of transport and lifting gear of adequate capacity.

The recommissioning procedure must be strictly in accordance with the operating instructions. □

Thanks for your reading.

Please click here to download complete manual instantly.

And can also choose other manuals.

Feel free --->write to me with any questions.

Our service email:

manuals007@hotmail.com