


ELECTRICAL


(Hydraulic schematics are delivered on CD REXA2501)
ACROBAT READER 5.0 IS INCLUDED ON THIS CD


MEDIA Number	MODEL/SERIAL/PREFIX <small>Click the Find button  choose Edit>Find to search the index. Use serial number prefix (i.e., 2YF) or other words of interest. Keep the text short (i.e., VIBRA).</small>	Sales Model	Serial Number Prefix
KENR1302	CB-534 ELECTRICAL SCHEMATIC	CB-534	2EG, 2YF
KENR1313	CB-434 VIBRATORY COMPACTOR ELECTRICAL SYSTEM	CB-434	3TF
KENR1648	PR-1000C COLD PLANER ELECTRICAL SYSTEM	PR-1000C	5XC
KENR1689	CP-563 & CS-563 VIBRATORY COMPACT ELECTRICAL SCHEMATIC	CP-563 & CS-563	8XF, 7GG, 1YJ, 5AJ
KENR1885	CS-531, CP-533, CS-533, CS-573 & CS-583 VIBRATORY COMPACTOR ELECTRICAL SCHEMATIC	CS-531, CP-533, CS-533, CS-573 & CS-583	8YJ, 8PK, 1EL, 3BL, 3ZL, 4HL, 5AL, 3WM, 4KM
KENR2474	PR-450 ELECTRICAL PANEL	PR-450	7DC315-UP
KENR2533	CB-214C & CB-224C VIBRATORY COMPACTORS ELECTRICAL SYSTEM	CB-214C & CB-224C	9XK, 3AL
KENR2579	CB-634 VIBRATORY COMPACTOR ELECTRICAL SYSTEM	CB-634	CB-6, 5CL
KENR2628	CS-431C, CP/CS-433C VIBRATORY COMPACTOR ELECTRICAL SCHEMATIC	CS-431C, CP/CS-433C	9XL, 6EN, 3WZ, 2JM, 1ZN, 4JZ, 3TM, 2TN, 5BZ
KENR2756	CB-535B VIBRATORY COMPACTOR ELECTRICAL SYSTEM	CB-535B	3AR
KENR2763	CP-323C & CS-323C VIBRATORY COMPACTOR ELECTRICAL SCHEMATIC	CP-323C & CS-323C	1EN, 6DM
KENR2766	CB-535B VIBRATORY COMPACTOR ELECTRICAL SYSTEM	CB-535B	3AR
KENR2856	CB-634C VIBRATORY COMPACTOR ELECTRICAL SYSTEM SCHEMATIC	CB-634C	3BR
KENR2857	CB-434C VIBRATORY COMPACTOR ELECTRICAL SYSTEM SCHEMATIC	CB-434C	4DN
KENR2918	CB-214D, CB-224D & CB-225D VIBRATORY COMPACTORS ELECTRICAL SCHEMATIC	CB-214D, CB-224D & CB-225D	1TZ, 8RZ, 9FZ
KENR3058	PS-150B/200B PNEUMATIC COMPACTORS ELECTRICAL SYSTEM SCHEMATIC	PS-150B/200B	3XR, 5JR
KENR3069	CB-224C COMBI VIBRATORY COMPACTOR ELECTRICAL SYSTEM	CB-224C	3AL1-UP
KENR3530	CS-531D, CP/CS-533D VIBRATORY COMPACTOR ELECTRICAL SYSTEM SCHEMATIC	CS-531D, CP/CS-533D	AGH, 4MZ, AET, 5CZ, AFC, 6AZ
KENR3589	CS-423E, CS-433E, AND CP-433E VIBRATORY COMPACTOR ELECTRICAL SYSTEM	CS-423E, CS-433E, CP-433E	CS-423E, CS-433E, CP-433E: CFX1-UP, CFP1-UP, CFK1-UP
KENR7039	CP/CS-563D, CS-583D VIBRATORY COMPACTOR ELECTRICAL SYSTEM SCHEMATIC *SCAN NEW COVER AT REPRINT-IN FILE *	CP/CS-563D, CS-583D	9MW, 2RZ, 1SZ, 9ZW, 5LZ, 2CZ, 3GZ
KENR7052	CB-334 & CB-335D VIBRATORY COMPACTOR ELECTRICAL SYSTEM	CB-334D, CB-335D	3JZ, 4CZ, 5PZ, BBW
REN1023	322B L FOREST MACHINE ELECTRICAL SCHEMATIC USED IN SERVICE MANUAL SENR1630	322B L	1YS

MEDIA Number	MODEL/SERIAL/PREFIX Click the Find button  choose Edit>Find to search the index. Use serial number prefix (i.e.. 2YF) or other words of interest. Keep the text short (i.e.. VIBRA).	Sales Model	Serial Number Prefix
REN1063	325B MATERIAL HANDLER ELECTRICAL SCHEMATIC USED IN SERVICE MANUAL SENR8955	325B	2JR1-UP
REN1064	330B EXCAVATOR MATERIAL HANDLER ELECTRICAL SCHEMATIC USED IN SERVICE MANUAL SENR1900 & RENR3230	330B	6DR, AME
REN1092	307B ELECTRICAL SYSTEM SCHEMATIC (AKASHI) USED IN SERVICE MANUAL RENR1081	307B	5CW
REN1115	312B,312B L EXCAVATOR ELECTRICAL SCHEMATIC USED IN SERVICE MANUAL RENR1100 GRENOBLE	312B, 312B	9FS, 2KW, 6SW, 9NW
REN1132	315B EXCAVATOR ELECTRICAL SCHEMATIC USED IN SERVICE MANUAL RENR1120	315B	1SW, 3AW, 2DW
REN1149	315B L EXCAVATOR ELECTRICAL SCHEMATIC GRENOBLE USED IN SERVICE MANUAL RENR1134	315B	5SW
REN1156	M318 & M320 ELECTRICAL SCHEMATIC FOR HYD CAB RISER USED IN SERVICE MANUALS RENR1150,1160	M318 & M320	8SS,9PS
REN1166	M320 WHEELED EXCAVATOR ELECTRICAL SYSTEM SCHEMATIC (USED IN SERVICE MANUAL SENR1940)	M320	6WL1-468
REN1174	307 SWING BOOM EXCAVATOR ELECTRICAL SYSTEM SCHEMATIC	307	AFB1-UP
REN1196	M312/M315 ELECTRICAL SCHEMATIC USED IN SERVICE MANUAL SENR8940, 8920	M312, M315	6TL540-541,635-UP 7ML1061-1064,1215-UP
REN1242	3500 ENGINE FOR EPG WITH EMPC	3500	4GM, 5XM, 6PM, 7KM, 8RM175-UP, 6HM138-UP, 6PN249-UP, 6WN114-UP, 7RN428-UP, 3LS, 3MS, 3NS, 1NW, 2HW, 2JW, 4AW, 5AW
REN1243	3500B ENGINE FOR EPG WITH SWITCH GEAR CONVERSION	3500B	4GM, 5XM, 6PM, 7KM, 8RM, 6HN, 6PN, 6WN, 7RN, 3LS, 3MS, 3NS, 1NW, 2HW, 2JW, 4AW, 5AW
REN1245	3500B ENGINE FOR MARINE AUXILIARY POWER ELECTRICAL SYSTEM	3500B	3DM, 8EM, 9AN, 3TS, 3WS, 3XS, 1PW, 2FW, 3DW
REN1297	3500B ENGINE MARINE PROPULSION ELECTRICAL	3500B	2BM123-UP,7HM173-UP,7SM77-UP,4TN96-UP,8CN144-UP,8KN143-UP,3PS1-UP,3RS1-UP,3SS1-UP,1TW1-UP,2GW1-UP,3CW1-UP
REN1368	3126B & 3126E TRUCK ENGINE ELECTRICAL (SCHEMATIC)	3126B & 3126E	7AS, 8SZ, 8YL, 1AJ, BKD, 9SZ, CRP, CKM
REN1423	143H 163H MG NA VERSION ELECTRICAL SCHEMATIC	143H, 163H	5AK156 1AL408-UP
REN1424	120H 135H MG NA/AUSTRALIAN VERSION ELECTRICAL SCHEMATIC	120H 135H	4MK, 2AN, 3YK
REN1425	120H MOTOR GRADER ES VERSION ELECTRICAL SYSTEM SCHEMATIC	120H	9YR330
REN1426	120H 135H MG STANDARD VERSION ELECTRICAL SYSTEM SCHEMATIC COLOR	120H,135H	6TM366 5FM800 7MM249 8WN350
REN1427	14H MG ELECTRICAL SYSTEM SCHEMATIC	14H	7WJ664
REN1428	16H MG - ELECTRICAL SCHEMATIC	16H	6ZJ331-UP
REN1434	12H, 140H AND 160H MOTOR GRADERS ELECTRICAL (NA VERSION).	12H, 140H AND 160H	4XM, 2WR, 8MN, 2ZK, 9ZN, 9TN, 9EJ, 3GM
REN1435	12H 140H 160H MG ES VERSION ELECTRICAL SYSTEM SCHEMATIC COLOR	12H,140H,160H	2LR1-294, 2GS1-359, 3AS1-449, 8KM1-393, 2HS1-379, 6WM1-340

MEDIA Number	MODEL/SERIAL/PREFIX Click the Find button  choose Edit>Find to search the index. Use serial number prefix (i.e.. 2YF) or other words of interest. Keep the text short (i.e.. VIBRA).	Sales Model	Serial Number Prefix
REN1436	12H 140H 160H MG STANDARD VERSION ELECTRICAL SYSTEM SCHEMATIC COLOR	12H , 140H,160H	4ER1-499, 5HM1-1149, 8JM1-279, 2FM1-399, 9JM1-349
REN1437	143H, 163H MG NA VERSION ELECTRICAL SYSTEM SCHEMATIC COLOR	143H,163H	1AL1-407, 5AK1-155
REN1438	120H 135H MG NA VERSION/120H MG AUSTRALIAN VERSION ELECTRICAL SYSTEM SCHEMATIC	120H, 135H	4MK, 2AN, 3YK
REN1439	120H MG ES VERSION ELECTRICAL SYSTEM SCHEMATIC	120H	6NM1-254 9YR1-329
REN1440	120H, 135H MG STANDARD VERSION ELECTRICAL	120H,135H	5FM1-799, 6TM1-365, 7MM1-248, 8WN1-349
REN1441	14H MOTOR GRADER ELECTRICAL SYSTEM SCHEMATIC	14H	7WJ1-663
REN1442	16H MOTOR GRADER ELECTRICAL SCHEMATIC	16H	6ZJ1-330
REN1447	623F WTS ELECTRICAL SYSTEM SCHEMATIC	623F	5EW, 3XW1-UP
REN1497	611 WTS ELECTRICAL SCHEMATIC	611	6SZ1, 7WZ1-UP
REN1514	621G WTS ELECTRICAL SYSTEM SCHEMATIC(2 VOLUME)	621G	ALP1, ANG1
REN1532	623G WTS ELECTRICAL SYSTEM SCHEMATIC	623G	ARW1, AWB1
REN1542	627G WTS ELECTRICAL SYSTEM SCHEMATIC (2 VOLUME)	627G	AXF1, AYK1
REN1597	631G WTS ELECTRICAL SYSTEM SCHEMATIC (2 VOLUME)	631G	AWK, AXZ
REN1782	SCHEMATIC--CHALLENGER 35,45,55 AGRICULTURAL TRACTORS ELECTRICAL SYSTEM	35,45,55	8RD,ADK,ABF,3BK,6NN,AEN
REN1913	345B EXCAVATOR ELECTRICAL SYSTEM SCHEMATIC USED IN SERVICE MANUAL RENR1900 GOSSSELIES	345B	7KS,2SW,BFG
REN2012	D7R TRACK-TYPE TRACTOR FTC ELECTRICAL SCHEMATIC	D7R	9HM,2HR,4SR,3ZR
REN2013	D7R TRACK-TYPE TRACTOR DIFF STEER ELECTRICAL SCHEMATIC	D7R	2EN,3DN,5MR,6ER
REN2032	517 TRACK-TYPE SKIDDER ELECTRICAL SYSTEM SCHEMATIC	517	6PW,5WW
REN2047	D11R & D11R CD TTT ELECTRICAL SYSTEM SCHEMATIC	D11R	7PZ, AAF
REN2092	D7R SERIES II TRACK-TYPE TRACTOR DIFFERENTIAL STEER ELECTRICAL SYSTEM	D7R SERIES II	AEC1-UP, AGN1-UP, ABJ1-UP
REN2118	966G/972G WHEEL LOADERS ELECTRICAL SYSTEM SCHEMATIC PILOT/CONVERTER STRG	966G/972G	3PW,3SW, 4WW, 6AW, 8XW, 9GW
REN2130	854G WHEEL TRACTOR ELECTRICAL SYSTEM SCHEMATIC	854G	1JW
REN2138	844 WHEEL TRACTOR ELECTRICAL SYSTEM SCHEMATIC	844	2KZ

MEDIA Number	MODEL/SERIAL/PREFIX Click the Find button  choose Edit>Find to search the index. Use serial number prefix (i.e., 2YF) or other words of interest. Keep the text short (i.e., VIBRA).	Sales Model	Serial Number Prefix
REN2140	950G/962G ELECTRICAL SYSTEM SCHEMATIC EH/CCS STRG	950G/962G	2JS,3BS,4BS,5AS,5RS,6NS,8DS,9BS
REN2147	515 & 525 WHEEL SKIDDER - GRAPPLE ELECTRICAL SCHEMATIC	515 & 525	4LR306-UP, 1DN980-UP
REN2174	966G/972G ELECTRICAL SYSTEM SCHEMATIC EH/CCS STRG	966G/972G	AAH,3ZS,7LS,9RS,AAW,1EW
REN2195	834G WHEEL TRACTOR,836G LANDFILL COMPACTOR & 988G WHEEL LOADER (ELECTRICAL SYSTEM SCHEMATIC (2 VOL)	834G,836G,988G	6GZ, 7MZ, 2TW
REN2237	C-10, C-12, 3406E, C-15 & C-16 TRUCK ENGINE ELECTRICAL SYSTEM SCHEMATIC	C-10, C-12, 3406E, C-15 & C-16	1MM1-UP, 3CS1-UP, 2KS1-UP, 2WS1-UP 6NZ1-UP, 7CZ1-UP
REN2242	3126B MARINE ENGINE SCHEMATIC	3126B	3GS,9ZF
REN2250	350B ENGINE WITH PREMIUM WIRING HARNESS FOR MARINE PROPULSION ELECTRICAL SYSTEM	350B	2BM, 7SM, 3PS, 1TW
REN2251	3512B & 3516B ENGINES WITH PREMIUM WIRING HARNESS FOR MARINE ELECTRICAL SYSTEM	3512B & 3516B	7HM, 4TN, 8CN, 8KN, 3RS, 3SS, 2GW, 3CW,4BW, 2EZ
REN2252	3508B ENGINE WITH PREMIUM WIRING HARNESS FOR MARINE AUXILIARY ELECTRICAL SYSTEM	3508B	3DM, 3TS, 3DW
REN2253	3512B & 3516B ENGINES WITH PREMIUM WIRING HARNESS FOR MARINE ELECTRICAL SYSTEM	3512B & 3516B	8EM, 9AN, 3WS,3XS, 1PW, 2FW
REN2301	3412C EMCP II FOR MUI ENGINES ELECTRICAL SYSTEM SCHEMATICS	3412C	PTL1-UP,9EP1-UP, BCW1-UP, 4BZ1-UP
REN2342	3412C EMCP II FOR PEEC ENGINES ELECTRICAL SYSTEM SCHEMATICS	3412C	PTL1, 9EP1, BCW1, 4BZ1
REN2343	3412C EMCP II+ FOR MUI ENGINES ELECTRICAL SYSTEM	3412C EMPC II	PTL1, 9EP1, BCW1, 4BZ1
REN2344	3412C EMPC II + FOR PEEC ENGINES ELECTRICAL SYSTEM	3412C EMPC II	PTL, 9EP, BCW, 4BZ
REN2457	3500B LOCOMOTIVE ENGINE ELECTRICAL SYSTEM	3500B	7AF1-UP, 8DF1-UP, 9WF1-UP, PWG1-UP, BCK1-UP, 5PS1-UP, 3ZW1-UP, 6HZ1-UP
REN2458	3600 MMS ELECTRICAL SYSTEM SCHEMATIC	3600	8RB, 6MC, 9RC, 1PD, 9FR, 2MW
REN2459	3606, 3608, 3612, 3616 DIESEL MARINE MONITORING SYSTEM II GENERATOR MONITORING SYSTEM	3606, 3608, 3612, 3616	8RB00806-UP, 6MC00624-UP, 9RC00330-UP, 1PD00375-UP, 1FN00150-UP, 9FR0021-UP, 2NZ00176-UP
REN2460	G3516B ENGINE ELECTRICAL SYSTEM	G3516B	7EZ
REN2475	UNINTERRUPTIBLE POWER SUPPLY (UPS) 250 SCHEMATIC BEE1-UP	250	BEE
REN2477	3456 GENERATOR SET WITH EMCP II ELECTRICAL SYSTEM	3456 GENERATOR SET WITH EMCP II	CCB1-UP, CAH1-UP, CBX1-UP, 8AZ1-UP
REN2478	3456 GENERATOR SET WITH EMCP II+ ELECTRICAL SYSTEM	3456 GENERATOR SET WITH EMCP II+	CCB1-UP, CAH1-UP, CBX1-UP, 8AZ1-UP
REN2516	994D WHEEL LOADER ELECTRICAL SCHEMATIC TWO VOLUME 30 PAGES EACH VOLUME	994D	3TZ1-UP
REN2521	5130 EXCAVATOR ELECTRICAL SCHEMATIC	5130	5ZL75-UP

MEDIA Number	MODEL/SERIAL/PREFIX Click the Find button  choose Edit>Find to search the index. Use serial number prefix (i.e., 2YF) or other words of interest. Keep the text short (i.e., VIBRA).	Sales Model	Serial Number Prefix
REN2570	797 TRUCK ELECTRICAL SYSTEM SCHEMATIC (PKG CONTAINS VOL1 & VOL2)	797	5YW
REN2640	784C WHEEL TRACTOR & 785C TRUCK ELECTRICAL SCHEMATIC	784C & 785C	APX
REN2641	789C TRUCK ELECTRICAL SCHEMATIC	789C	2BW303-UP
REN2642	793C ELECTRICAL SYSTEM SCHEMATIC	793C	ATY1-UP
REN2643	785C HIGH ALTITUDE TRUCK ELECTRICAL SYSTEM SCHEMATIC	785C	5AZ264-UP
REN2680	797 TRUCK POWER DISTRIBUTION AND GROUND ELECTRICAL CIRCUITS	797	5YW
REN2681	797 TRUCK AND STARTING AID ELECTRICAL CIRCUITS	797	5YW
REN2682	797 TRUCK INTEGRATED BRAKE CONTROL ELECTRICAL CIRCUIT	797	5YW
REN2683	797 TRUCK VITAL INFORMATION MANAGEMENT SYSTEM (VIMS) ELECTRICAL CIRCUIT	797	5YW
REN2684	797 TRUCK PANEL LAMP AND MISCELLANEOUS ELECTRICAL CIRCUITS	797	5YW
REN2685	797 TRUCK WASHER/WIPER AND TURN SIGNAL ELECTRICAL CIRCUITS	797	5YW
REN2686	797 TRUCK HEATER AND AIR CONDITIONING ELECTRICAL CIRCUITS	797	5YW
REN2687	797 TRUCK CHASSIS CONTROL ELECTRICAL CIRCUIT	797	5YW
REN2688	797 TRUCK TRANSMISSION CONTROL ELECTRICAL CIRCUIT	797	5YW
REN2689	797 TRUCK FRONT ENGINE CONTROL ELECTRICAL CIRCUIT	797	5YW
REN2690	797 TRUCK REAR ENGINE CONTROL ELECTRICAL CIRCUIT	797	5YW
REN2691	797 MASTER ENGINE CONTROL ELECTRICAL CIRCUIT	797	5YW
REN2692	797 TRUCK ELECTRICAL SCHEMATIC TABLES & SYMBOL DEFINITIONS (ELECTRONIC FILE ONLY - NO PAPER AVAILABLE)	797	5YW
REN2697	5230 FRONT SHOVEL ELECTRICAL SYSTEM SCHEMATIC	5230	7LL99-UP
REN2838	908 COMPACT WHEEL LOADER ELECTRICAL SYSTEM	908	8BS1
REN2849	302.5 MINI HYDRAULIC EXCAVATOR ELECTRICAL SYSTEM SCHEMATIC	302.5	4AZ
REN2854	416C, 426C, 428C, 436C, 438C BACKHOE LOADER ELECTRICAL SYSTEM 416C:	416C, 426C, 428C, 436C, 438C	5YN, 1XR,4RN, 2CR,2BR, 9JN, 1GR, 1RR,9KN, 2DR, 1JR, 1TR, 7WN, 1ER, 1NR, 1ZR
REN2855	416C-426C AND BACKHOE 436C LOADER ELECTRICAL SYSTEM SCHEMATIC	416C-426C,436C	42N, 1WR, 8TN, 1PR, 6XN, 1CR, 2AR, 1MR, 1YR, 1FR

MEDIA Number	MODEL/SERIAL/PREFIX Click the Find button  choose Edit>Find to search the index. Use serial number prefix (i.e.. 2YF) or other words of interest. Keep the text short (i.e.. VIBRA).	Sales Model	Serial Number Prefix
REN2863	216,226,228,236,246&248 SKID STEER LOADER ELECTRICAL SYSTEM SCHEMATIC	216,226,228,236,246&248	4NZ1-2499, 5FZ1-5199, 6BZ1-699, 4YZ1-3999, 5SZ1-3999, 6LZ1-999
REN2870	446B BACKHOE LOADER ELECTRICAL SCHEMATIC	446B	5BL
REN2918	315B L FOREST MACHINE MAIN ELECTRICAL SCHEMATIC	315B	7RZ284-UP
REN2922	318B L EXCAVATOR ELECTRICAL SYSTEM	318B	3LR, 9WW, 6DZ, 7KZ
REN2923	318B MACHINE ELECTRICAL SCHEMATIC AKASHI USED IN SERVICE MANUAL RENR1950	318B	3LR,7KZ
REN2989	345B ELECTRICAL SCHEMATIC (AKASHI) USED IN SERVICE MANUAL RENR1980	345B	6XS,2ZW,5WS,3MW,6MW,8KW,8RW,9CW
REN3008	HH45/HH55/HH65/HH75 HARVESTER HEAD ELECTRICAL SCHEMATIC	HH45/HH55/HH65/HH75	2JZ,3MZ,4RZ,5WZ
REN3053	545 WHEEL SKIDDER ELECTRICAL SCHEMATIC	545	2FZ
REN3075	539 KNUCKLEBOOM LOADER ELECTRICAL SCHEMATIC	539	1PZ
REN3108	365B EXCAVATOR ELECTRICAL SYSTEM SCHEMATIC (AKASHI) USED IN SERVICE MANUAL RENR1960	365B	4XZ,AGD
REN3125	SOLID STATE MAGNETIC CONTROLLER FOR MATERIAL HANDLERS ELECTRICAL SYSTEM M318 MH, M320 MH, 320B MH, 325 MH, M325B MH, 325B MH, 330 MH, 330B MH, W330B MH, 345B MH, 345B II MH, W345B MH, 350 MH, M320 MH	M318 MH, M320 MH, 320B MH, 325 MH, M325B MH, 325B MH, 330 MH, 330B MH, W330B MH, 345B MH, 345B II MH, W345B MH, 350 MH, M320 MH	6ES, 6WL, 6LS, 2SL, BGN, 2JR, 5YM, 6DR, AME, 2NW, APB, ANJ, CDY, 3ML, 9FL, 8KZ, 1JM
REN3132	307B SWING BOOM EXCAVATOR ELECTRICAL SYSTEM	307B	6KZ, 7DZ
REN3271	317B & 318B EXCAVATOR ELECTRICAL SCHEMATIC (GRENOBLE) USED IN SERVICE MANUAL RENR1950,3260	317B & 318B	9WW,6DZ,AEJ,ADC
REN3282	315B EXCAVATOR FOREST MACHINE AKASHI MAIN ELECTRICAL SCHEMATIC USED IN SERVICE MANUAL RENR1120	315B	7RZ284-UP
REN3307	994 RETRO ELECTRICAL SCHEMATIC	994	9YF
REN3363	776D/777D TRACTOR/OFF HIGHWAY TRUCK ELECTRICAL SYSTEM SCHEMATIC	776D/777D	AFS,AGC
REN3364	776D/777D ELECTRICAL SYSTEM SCHEMATIC	776D/777D	AGY
REN3368	5110B ELECTRICAL SYSTEM SCHEMATIC	5110B	AAA1-UP
REN3404	TH62,TH63,TH82, TH83 TELEHANDLER ELECTRICAL SYSTEM SCHEMATIC SOME S/N BREAKS OF	TH62,TH63,TH82, TH83	4TM,5WM,3JN, 3KN, 3LN, 3NN, 3RN
REN3405	TH103 ELECTRICAL SYSTEM SCHEMATIC	TH103	3PN530-995
REN3407	TH62, TH63, TH82, TH83 ELECTRICAL SCHEMATIC	TH62, TH63, TH82, TH83	4TM,5WM,3JN,3LN,3RN
REN3413	TH103 TELEHANDLER ELECTRICAL SYSTEM SCHEMATIC	TH103	3PN837, 3PN944, 3PN990, 3PN996-UP
REN3415	TH62/63/82/83 TELEHANDLER ELECTRICAL SYSTEM SCHEMATIC	TH62/63/82/83	4TM4014-UP, 5WM6021-UP, 3JN1510-UP, 3RN4015-UP

MEDIA Number	MODEL/SERIAL/PREFIX Click the Find button  choose Edit>Find to search the index. Use serial number prefix (i.e.. 2YF) or other words of interest. Keep the text short (i.e.. VIBRA).	Sales Model	Serial Number Prefix
REN3416	TH103 TELEHANDLER ELECTRICAL SYSTEM SCHEMATIC	TH103	3PN2027-UP
REN3489	725 & 730 ARTICULATED TRUCKS ELECTRICAL SYSTEM SCHEMATIC	725 & 730	AGF, AFX
REN3514	924G, 924GZ WHEEL LOADER ELECTRICAL SCHEMATIC (CAB & CHASSIS)	924G, 924GZ	AAB, AAN, 3DZ, 3PZ, 6YW, 9SW
REN3529	416C, 426C, 428C, 436C, 438C BACKHOE LOADER ELECTRICAL SCHEMATIC	416C, 426C, 428C, 436C, 438C	5YN,1XR,9JN,1GR,2BR,1RR,7WN,1ER,1NR 1ZR,9KN,1JR,2DR,1TR,8RN,2CR
REN3539	303.5, 304.5 MINI HYDRAULIC EXCAVATOR ELECTRICAL SCHEMATIC	303.5, 304.5	AKL,ANR
REN3561	910G HYSTAT WHEEL LOADER ELECTRICAL SYSTEM	910G	AKR
REN3587	416D,420D,424D,428D,430D,432D,438D & 442D BACKHOE LOADERS ELECTRICAL SYSTEM	416D,420D,424D, 428D,430D,432D, 438D & 442D	BKG,BGJ,BFP,BNK,BML,BKC,BMC,BLN,FDP, BLD,BGP,BKR,BPE,BPN
REN3606	345B SERIES II EXCAVATOR ELECTRICAL SYSTEM	345B SERIES II	CCC1-UP
REN3615	320C EXCAVATOR ELECTRICAL SYSTEM	320C	GHA, HBC
REN3629	322C FM AND 322C LL EXCAVATOR ELECTRICAL SYSTEM	322C FM, 322C LL	BPH, CAM, CBY
REN3662	D7R SERIES II TRACK-TYPE TRACTOR FTC ELECTRICAL SYSTEM	D7R SERIES II	AFG1-UP, ACS1-UP, ADW1-UP
REN3682	SCHEMATIC--D8R SERIES II TRACK-TYPE TRACTOR ELECTRICAL SYSTEM	D8R	AKA, 6YZ
REN3725	320B U EXCAVATOR ELECTRICAL SCHEMATIC AKASHI USED IN SERVICE MANUAL SENR9240	320B	BBG,7ZZ,8GZ,BAN
REN3759	345B II ELECTRICAL SCHEMATIC AKASHI USED IN SERVICE MANUAL RENR3740	345B	AKJ,ALD,AKX,ALL,AMA,ALT,AMD,AMN,AMJ, AYR
REN3762	345B SERIES II MACHINE ELECTRICAL SCHEMATIC AURORA USED IN SERVICE MANUAL RENR3740	345B	AGS,ALB
REN3765	365B ELECTRICAL SCHEMATIC (GOSSELIES) - USED IN SERVICE MANUAL RENR1960	365B	9PZ234-UP, 9TZ325-UP
REN3800	365B ELECTRICAL SCHEMATIC (GOSSELIES)	365B	9PZ1-233,9TZ1-324
REN3821	320C EXCAVATOR ELECTRICAL SYSTEM	320C	ANB, ALF,BCB , BEF, BDB, AKH, AMC, BER, BBC, BPR, BDC, BRX, CCD
REN3841	322C EXCAVATOR ELECTRICAL SCHEMATIC USED IN SERVICE MANUAL RENR3830	322C	BLP,BKM,BNY,BMX,BFN,BFX,BKJ
REN3847	320C U EXCAVATOR ELECTRICAL SCHEMATIC USED IN SERVICE MANUAL RENR3610	320C	CLM,CLZ,APA,ALX
REN3866	320C FOREST MACHINE ELECTRICAL SCHEMATIC USED IN SERVICE MANUAL RENR3860	320C	BGG,BKK
REN3867	322C EXCAVATOR ELECTRICAL SCHEMATIC	322C	BKJ
REN3947	SCHEMATIC--D9R TRACK-TYPE TRACTORS WITH 3408E ENGINE ELECTRICAL SYSTEM	D9R	ABK, ACL

MEDIA Number	MODEL/SERIAL/PREFIX Click the Find button  choose Edit>Find to search the index. Use serial number prefix (i.e.. 2YF) or other words of interest. Keep the text short (i.e.. VIBRA).	Sales Model	Serial Number Prefix
REN3948	SCHEMATIC--D9R TRACT-TYPE TRACTOR WITH 3408C ENGINE ELECTRICAL SYSTEM	D9R	ABK, ACL
REN3994	973C TRACK-TYPE LOADER ELECTRICAL SYSTEM SCHEMATIC	973C	3RZ
REN4004	313B EXCAVATOR ELECTRICAL SCHEMATIC USED IN SERVICE MANUAL RENR4000	313B	BAS, AEX
REN4019	345B SERIES II MATERIAL HANDLER MACHINE SYSTEMS ELEC SCHEM AURORA USED IN SERVICE MANUAL RENR4040	345B	APB
REN4033	M312, M315 ELECTRICAL SCHEMATIC USED IN SERVICE MANUALS SENR8940 AND SENR8920	M312,M315	6TL951-UP, 7ML1647-UP
REN4034	M318, M320 ELECTRICAL SCHEMATIC USED IN SERVICE MANUALS SENR1690 SENR6254 AND SENR1940	M318,M320	6ES243-UP, 8AL2265-UP,6WL469-UP
REN4035	M318, M320 ELECTRICAL SCHEMATIC USED WITH SERVICE MANUALS RENR1150 AND RENR1160	M318,M320	8SS470-UP,9PS287-UP
REN4044	307C EXCAVATOR AKASHI ELEC SCHEMATIC USED IN SERVICE MANUAL RENR4030	307C	BCM,BAJ,BNE,BMF
REN4046	M325B MH ELECTRICAL SCHEMATIC SUPPLEMENT USED IN SERVICE MANUAL RENR4020	M325B	BGN
REN4069	637G WTS ELECTRICAL SYSTEM SCHEMATIC (2 VOLUME)	637G	AXT, AYN, AWE
REN4300	992G WHEEL LOADER AND 854G WHEEL TRACTOR ELECTRICAL SYSTEM SCHEMATIC	992G,854G	ADZ & AMP
REN4301	980G WHEEL LOADER ELECTRICAL SYSTEM SCHEMATIC	980G	9CM1760-UP,2KR3722-UP
REN4324	950G AND 962G SERIES II WHEEL LOADER ELECTRICAL SYSTEM	950G, 962G	950G, 962G: AYL1-UP, BAB1-UP
REN4326	938G WHEEL LOADER & IT38G INTEGRATED TOOLCARRIER ELECTRICAL SCHEMATIC	938G,IT38G	4SY1878-UP, 6WS2579-UP, 9HS801-UP, 7BS900-UP, 1CW391-UP
REN4329	966G AND 972GWHEEL LOADERS ELECTRICAL SYSTEM	966G, 972G	966G, 972G: AAH511-UP, 3ZS709-UP, 7LS405-UP, 9RS1400-UP, 1EW700-UP, AAW402-UP
REN4343	525B & 535B WHEEL SKIDDER ELECTRICAL SCHEMATIC	525B & 535B	525B & 535B
REN4361	980G SERIES II WHEEL LOADER ELECTRICAL SYSTEM SCHEMATIC	980G SERIES II	AWH1-UP, AXG1-UP, AYT1-UP
REN4362	950G AND 962G SERIES II WHEEL LOADERS ELECTRICAL SYSTEM	950G SERIES II 962G SERIES II	950G, 962G SERIES II: AYB1-UP, AYE1-UP
REN4363	966G & 972G SERIES II WHEEL LOADERS ELECTRICAL SYSTEM	966G SERIES II 972G SERIES II	AWY1-UP, AXC1-UP
REN4375	966G & 972G SERIES II WHEEL LOADERS ELECTRICAL SYSTEM	966G, 972G	966G, 972G: 3PW1100-UP, 3SW1225-UP, 4WW720-UP, 6AW500-UP, 8XW756-UP, 9GW508-UP
REN4376	980G WHEEL LOADER ELECTRICAL SYSTEM SCHEMATIC	980G	2K3722-UP, 9CM1760-UP
REN4399	966G & 972G SERIES II WHEEL LOADERS ELECTRICAL SYSTEM	966G SERIES II 972G SERIES II	AXJ1-UP, AXN1-UP
REN4805	902, 906 & 908 COMPACT WHEEL LOADER ELECTRICAL SCHEMATIC S/N	902, 906 & 908	7ES, 6ZS, 8BS


MEDIA Number	MODEL/SERIAL/PREFIX Click the Find button  choose Edit>Find to search the index. Use serial number prefix (i.e., 2YF) or other words of interest. Keep the text short (i.e., VIBRA).	Sales Model	Serial Number Prefix
REN4823	236,246,252,262,267,277 SKID STEER LOADER ELECTRICAL SCHEMATIC	236, 246, 252, 262, 267, 277	4YZ4000-UP, 5SZ4000-UP, FDG, CED, CMP, CNC
REN4826	216,226,228,248 SKID STEER LOADER ELECTRICAL SCHEMATIC	216226228248	4NZ2500-UP, 5FZ2500-UP, 6BZ700-UP, 6LZ1000-UP
REN4900	SPS343 SKID MOUNTED PUMPER ELECTRICAL SYSTEM	SPS343	8ZZ
REN4901	SPS342 SKID MOUNTED PUMPER ELECTRICAL SYSTEM SCHEMATIC	SPS342	2LZ219-UP
REN4910	3512B ENGINE FOR CATERPILLAR BUILT SPF343 PUMPER	3512B	6RZ
REN4922	3500B INDUSTRIAL ENGINES ELECTRICAL SYSTEM	3500B,3508,B3512B	BPX1,CAN1
REN4931	3512B MARINE AUXILIARY ENGINE ELECTRICAL SYSTEM	3512B MARINE	AAG
REN4932	3508B INDUSTRIAL ENGINE ELECTRICAL SYSTEM SCHEMATIC	3508B	CBB1-UP
REN4955	3500B AND 3500B HIGH DISPLACEMENT GENERATOR SETS ELECTRICAL SYSTEM	3500B AND 3500B HIGH DISPLACEMENT	CPA1-UP, BMB1-UP, CNB1-UP, CMC1-UP, PTC1-UP, BLF1-UP, PTF1-UP, BPJ1-UP, PTJ1-UP, BRK1-UP, PTM1-UP, FDN1-UP, PTN1-UP, BGX1-UP
REN4964	3500 ENGINES FOR GEN SETS ELECTRICAL SCHEMATIC	3500	CMD, CAL
REN4966	SBF214 SKID MOUNTED POWER PACK ELECTRICAL SYSTEM	SBF214	CSB
REN4967	SUF557 SKID MOUNTED POWER PACK ELECTRICAL SYSTEM	SUF557	LTF
REN5112	D400E II EJECTOR TRUCK ELECTRICAL SYSTEM	D400E II	D400E II: APF1-273
REN5135	735 ARTICULATED TRUCK ELECTRICAL SCHEMATIC	735	735: AWR1-UP, AYY1-UP
REN5136	740 ARTICULATED TRUCK ELECTRICAL SYSTEM	740	AXM
REN5456	330C EXCAVATOR ELECTRICAL SYSTEM	330C	CAP1-UP, CGZ1-UP
REN5515	312C EXCAVATOR ELECTRICAL SCHEMATIC (VOL 1=MAIN, VOL 2=TOOL CONTROL) USED IN SERVICE MANUAL RENR5500	312C	CAE,CBA,FDS
REN5526	315C EXCAVATOR ELECTRICAL SCHEMATIC (VOL 1=MAIN VOL 2=TOOL CONTROL) USED IN SERVICE MANUAL RENR5520	315C	CFB,CFL,CFT
REN5537	311C U EXCAVATOR ELECTRICAL SCHEMATIC USED IN SERVICE MANUAL RENR5540	311C	CKE,CLK
REN5807	D3G, D4G, AND D5G HYSTAT TRACK-TYPE TRACTORS ELECTRICAL SYSTEM	D3G, D4G, D5G	D3G, D4G, D5G: CFC1-UP, CFF1-UP, FDC1-UP, CFN1-UP, FDH1-UP, FDW1-UP
REN5836	312C EXCAVATOR ELECTRICAL SCHEMATIC	312C	312C: BNN1-UP, CBT1-UP
REN5852	CTS AND CTSD AUTOMATIC TRANSFER SWITCH (ATS) ELECTRICAL SYSTEM	CTS, CTSD	CTS, CTSD: TSA1-UP, TSB1-UP
REN5853	CTG AND CTGD AUTOMATIC TRANSFER SWITCH (ATS) ELECTRICAL SYSTEM	CTG, CTGD	CTG, CTGD: TSG1-UP, TSH1-UP

MEDIA Number	MODEL/SERIAL/PREFIX Click the Find button  choose Edit>Find to search the index. Use serial number prefix (i.e.. 2YF) or other words of interest. Keep the text short (i.e.. VIBRA).	Sales Model	Serial Number Prefix
REN5864	UPS250 - UPS900 ELECTRICAL SYSTEM SCHEMATIC (2 VOLUMES)	UPS250 - UPS900	CSE,CNM,CPM, CTX,CRY,CPZ
REN5884	UPS 250 & UPS 300 ELECTRICAL SYSTEM SCHEMATIC (2 VOLUMES)	UPS 250 & UPS 300	CNJ,APZ
REN5887	416D, 420D, 424D, 428D, 430D, 432D, 438D, AND 442D, BACKHOE LOADERS ELECT SYSTEM	416D, 420D, 424D, 428D, 430D, 432D, 438D, AND 442D,	BKG, BGJ,BFP,BKC, BMC, BLN, FDP,BKR,BGP, BNB, BLL, BNS, BMT,BNK, BML, BLD , BPE, BPN BRG, BRY,
REN5946	G3516B GENERATOR SET ELECTRICAL SYSTEM	G3516B GENERATOR SET	SCS1-UP
REN6040	SCHEMATIC--994 STIC RETROFIT FOR EMS ELECTRICAL SYSTEM	994	9YF28-UP
REN6053	TK1051 TRACK FELLER BUNCHER ELECTRICAL SYSTEM	TK1051	9HZ1-UP
REN6500	D9R WITH 3408C ENGINE ELECTRICAL SYSTEM	D9R WITH 3408C ENGINE	JB1-UP
RPNR1368	3126B, 3126E TRUCK ENGINE ELECTRICAL SYSTEM (PORTUGUESE)	3126B, 3126E	BKD1-UP, 1AJ1-UP, 8YL1-UP, CKM1-UP, CRP1-UP, 7AS1-UP, 8SZ1-UP, 9SZ1-UP
RSNR1368	3126B, 3126E TRUCK ENGINE ELECTRICAL SYSTEM (SPANISH)	3126B, 3126E	BKD1-UP, 1AJ1-UP, 8YL1-UP, CKM1-UP, CRP1-UP, 7AS1-UP, 8SZ1-UP, 9SZ1-UP
SENR1004	3500B EPG ENGINES WITH EMCPII ELECTRICAL SCHEMATIC(REV.11/96)	3500B	4GM1-170,8RM1-174,6HN1-137,6PN1-248,6WN1-113,7RN1-427
SENR1005	3500B EPG ENGINE WITH SWITCHGEAR CONVERSION ELECTRICAL SCHEMATIC	3500B	4GM,8RM,6HN,6PN,6WN,7RN
SENR1009	3500B MARINE ENGINE PROPULSION ELECTRICAL SCHEMATIC	3500B	2BM1-116,7HM1-171,7SM1-53,4TN1-78,8CN1-141,8KN1-108
SENR1010	3500B MARINE ENGINE AUXILIARY ELECTRICAL SCHEMATIC 3DM1-85,8EM1-248,9AN1-110	3500B	4CR,7PR,BDT,BFT
SENR1064	3408E & 3412E INDUSTRIAL ENGINES - ELECTRICAL SCHEMATIC	3408E & 3412E	4CR1-UP, 7PR1-UP, BDT1-UP, BFT1-UP
SENR1072	3176C, 3196, 3406E & 3456 INDUSTRIAL ENGINES - SCHEMATIC	3176C, 3196, 3406E & 3456	6BR1-UP,1DW1-UP,2AW1-UP,3LW1-UP
SENR1186	G3500 ENGINES (EIS) ELECTRICAL SCHEMATIC	G3500	5JD20-UP,8LD28-UP,9TG34-UP,7NJ82-UP,4EK411-UP
SENR1211	416C-438C BHL (EUROPEAN CAB) ELECTRICAL SYSTEM SCHEMATIC	416C-438C	5YN,1BR,1LR,1XR,7WN,1ER,1NR,1ZR,ARN,1HR, 1SR,2CR,9JN,1GR,1RR,2BR,9KN,1JR,1TR,1DR
SENR1212	416C-438C BHL ELECTRICAL SYSTEM SCHEMATIC	416C-438C	4ZN,1AR,1KR,1WR,6XN,1CR,1MR,1YR,8TN,1FR, 1PR,2AR
SENR1229	928G/IT28G WHEEL LOADER ELECTRICAL SYSTEM SCHEMATIC (CAB & CHASSIS)	928G/IT28G	6XR, 7SR IT28G: 8CR, 9AR
SENR1243	446B BACKHOE LOADER ELECTRICAL SYSTEM SCHEMATIC	446B	5BL727-1499
SENR1256	D3C,D4C,D5C III & 933C, 939C HYSTAT ELECTRICAL SCHEMATIC	D3C,D4C,D5C III & 933C, 939C	4KS,4TS,5GS,4LS,6BS,8CS,5HS,6CS,7PS,4MS, 5JS,6DS
SENR1275	416C, 426C, 428C, 436C AND 438C BACKHOE LOADER WITH EUROPEAN CAB ELECT SYSTEM 416C	416C, 426C, 428C, 436C AND 438C	5YN, 1BR, 1LR, 1XR 426C: 7WN, 1ER, 1NR, 1ZR 428C: 8RN, 1HR, 1SR, 2CR 436C: 9JN, 1GR, 1RR, 2BR, 438C: 9KN, 1JR, 1TR, 2DR
SENR1276	416C, 426C, AND 436C BACKHOE LOADER ELECTRICAL SYSTEM SCHEMATIC (S/N BREAKS)	416C, 426C, AND 436C	4ZN, 1AR, 1KR, 1WR, 6XN, 1CR, 1MR, 1YR, 8TN, 1FR, 1PR, 2AR

MEDIA Number	MODEL/SERIAL/PREFIX Click the Find button  choose Edit>Find to search the index. Use serial number prefix (i.e.. 2YF) or other words of interest. Keep the text short (i.e.. VIBRA).	Sales Model	Serial Number Prefix
SENR1277	928G WHEEL LOADER AND IT28G INTEGRATED TOOLCARRIER ELECTRICAL SYSTEM	928G	6XR, 7SR IT28G: 8CR, 9AR
SENR1278	914G WHEEL LOADER AND IT14G INTEGRATED TOOLCARRIER ELECTRICAL SYSTEM SCHEMATIC	914G	7ZM,9WM,8ZM,1WN
SENR1279	301.5 MINI-HEX SCHEMATIC	301.5	3YW1-UP
SENR1295	902 & 906 COMPACT WHEEL LOADER ELECTRICAL SCHEMATIC	902 & 906	7ES, 6ZS
SENR1302	990 SERIES II WHEEL LOADER 4FR ELECTRICAL SCHEMATIC	990	4FR
SENR1319	814F, 815F, 816F ELECTRICAL SCHEMATICS	814F, 815F, 816F	9DM, 1GN, 5FN
SENR1339	824G WHEEL TRACTOR, 825G SOIL COMPACTOR & 826G LANDFILL COMPACTOR ELECTRICAL SCHEMATIC	824G,825G,826G	4SN, 6RN, 7LN
SENR1343	992G WHEEL LOADER ELECTRICAL SYSTEM SCHEMATIC	992G	7HR
SENR1360	515 & 525 WHEEL SKIDDER - GRAPPLE ELECTRICAL SCHEMATIC	515 & 525	4LR, 1DN668-UP
SENR1361	515 & 525 WHEEL SKIDDER ELECTRICAL SYSTEM SCHEMATIC	515 & 525	4LR, 1DN524
SENR1393	950G/962G/IT62G ELECTRICAL SYSTEM SCHEMATIC PILOT/CONV STRG	950G/962G/IT62G	3JW,4PW,5FW,5MW,6EW,6HW,6PS,7BW,8JW
SENR1397	980C ELECTRICAL SYSTEM SCHEMATIC	980C	2XD1703-UP, 63X9120-UP
SENR1418	773D/775D ELECTRICAL SCHEMATIC (4-COLOR) (REV.8/96)	773D/775D	7ER1-UP 6KR1-UP
SENR1432	5130B EXCAVATOR ELECTRICAL SYSTEM SCHEMATIC	5130B	4CS
SENR1439	994 WHEEL LOADER ELECTRICAL SCHEMATIC (VIMS)	994	9YF56-UP
SENR1447	793C TRUCK ELECTRICAL SCHEMATIC	793C	4AR1-217
SENR1479	5230 EXCAVATOR ELECTRICAL SYSTEM SCHEMATIC	5230	7LL63-98
SENR1480	793C TRUCK ELECTRICAL SCHEMATIC	793C	4AR218-UP
SENR1501	785C ELECTRICAL SYSTEM SCHEMATIC	785C	1HW
SENR1505	793B TRUCK ELECTRICAL SCHEMATIC	793B	1HL323-UP
SENR1507	777D TRUCK ELECTRICAL SCHEMATIC (POWERED BY 3512B ENGINE)	777D	2YW1-UP
SENR1513	785B TRUCK ELECTRICAL SCHEMATIC	785B	6HK523-UP
SENR1514	789B TRUCK ELECTRICAL SCHEMATIC	789B	7EK371-UP


MEDIA Number	MODEL/SERIAL/PREFIX Click the Find button  choose Edit>Find to search the index. Use serial number prefix (i.e.. 2YF) or other words of interest. Keep the text short (i.e.. VIBRA).	Sales Model	Serial Number Prefix
SENR1535	789C TRUCK ELECTRICAL SCHEMATIC	789C	2BW1-UP
SENR1541	793C ELECTRICAL SYSTEM SCHEMATIC	793C	4GZ
SENR1563	769D OFF-HIGHWAY TRUCK AND 771D QUARRY TRUCK ELECTRICAL SYSTEM	769D, 771D	5SS, 6YS
SENR1585	773D/775D ELECTRICAL SYSTEM SCHEMATIC	773D/775D	7CS, 8AS
SENR1650	322B EXCAVATOR	322B	3NR,5CR,8MR,8NR,1AS,1BS
SENR1665	330B L, 330B LN EXCAVATORS GOSS MACHINE ELECTRICAL SCHEMATIC USED IN SERVICE MANUAL SENR1655	330B L, 330B	3YR,5LR,4RS,5LS
SENR1679	322B L ELECTRICAL SYSTEM SCHEMATIC (FOR SERVICE MANUAL SENR1630) AURORA	322B	1YS
SENR1688	330B FOREST MACHINE ELECTRICAL SCHEMATIC USED IN SERVICE MANUAL SENR1900	330B	6DR
SENR1695	M318 WHEELED EXCAVATOR ELECTRICAL SCHEMATIC SERVICE MANUALS SENR6254 & SENR1690.	M318	6ES1-UP, 8AL1-UP
SENR1728	D6R TRACK-TYPE TRACTOR (ELECTRONIC CLUTCH BRAKE) ELECTRICAL SCHEMATIC	D6R	2HM,2YN,4HN,4MN,6JN,8LN,8XN,4JR,6MR
SENR1729	D6R TRACK-TYPE TRACTOR D/S ELECTRICAL SCHEMATIC	D6R	4FM,8TM,9BM,3ZN,5LN,7KN,9MN,9PN,7GR
SENR1744	CHALLENGER 65E,75E,85E,95E AGRICULTURAL TRACTORS ELECTRICAL SYSTEM SCHEMATIC	65E,75E,85E,95E	6GS,6HS,6JS,6KS
SENR1761	561M PIPELAYER ELECTRICAL SCHEMATIC	561M	1KW
SENR1774	953C TRACK-TYPE LOADER ELECTRICAL SYSTEM SCHEMATIC	953C	2ZN1750-UP
SENR1787	D11R TRACK-TYPE TRACTOR ELECTRICAL SCHEMATIC	D11R	9TR
SENR1812	583R PIPELAYER ELECTRICAL SYSTEM	583R	2XS
SENR1832	963C TRACK LOADER (2DS1-UP) ELECTRICAL SYSTEM SCHEMATIC	963C	2DS
SENR1862	572R PIPELAYER ELECTRICAL SYSTEM	572R	2HZ
SENR1864	D10R TRACK-TYPE TRACTOR POWERED BY 3306 ENGINE ELECTRICAL SYSTEM SCHEMATIC	D10R	3KR939-UP
SENR1903	375 & 375 L EXC. EXCAVATOR ELECTRICAL SCHEMATIC USED IN SERV. MAN. SENR9010	375 & 375	6NK156-UP, 9WL132-UP
SENR1920	322B L AND 322B LN EXCAVATOR ELECTRICAL SCHEMATIC USED IN SERVICE MANUAL SENR1905 GOSSSELIES	322B	2ES,1ZS
SENR1937	345B ELECTRICAL SYSTEM SCHEMATIC USED IN SERVICE MANUAL SENR1925 AURORA	345B	4SS1-UP,9GS1-UP
SENR2103	D9L TRACTOR ELECTRICAL SYSTEM SCHEMATIC	D9L	14Y1-UP

MEDIA Number	MODEL/SERIAL/PREFIX Click the Find button  choose Edit>Find to search the index. Use serial number prefix (i.e., 2YF) or other words of interest. Keep the text short (i.e., VIBRA).	Sales Model	Serial Number Prefix
SEN2116	235 ELECTRICAL SCHEMATIC	235	32K2679 81X404
SEN3019	772B/773B POWER TRAIN ELECTRICAL SCHEMATIC	772B/773B	
SEN3057	651E POWER TRAIN ELECTRICAL SCHEMATIC	651E	88Z1-UP, 89Z1-UP
SEN3144	776B & 777B POWER TRAIN ELECTRICAL SYSTEM SCHEMATIC	776B & 777B	6JY,4YC
SEN3165	416, 426 & 436 BHL ELECTRICAL SYSTEM SCHEMATIC	416, 426 & 436	5PC,7BC,5KF
SEN3302	621E & 623E WHEEL TRACTOR SCRAPER POWER TRAIN ELECTRICAL SYSTEM	621E & 623E	6AB, 6BB 623E: 6CB, 6DB
SEN3326	627E WHEEL TRACTOR-SCRAPER POWER TRAIN ELECTRICAL SYSTEM TRACTOR	627E	6EB, 6FB,6GB,6HB
SEN3417	D8N TRACTOR ELECTRICAL SCHEMATIC	D8N	9TC
SEN3612	206/212 WHEEL-TYPE EXCAVATORS ELECTRICAL SCHEMATIC	206/212	3GC,2RC,5DC,3JC
SEN3613	206/212 ELECTRICAL SCHEMATIC	206/212	3GC,2RC,5DC,3JC
SEN3615	205/211 EXCAVATORS ELECTRIC SCHEMATIC USED IN SERVICE MANUAL SENR3168	205/211	3HC1-136, 4DC1-240, 4EC1-134, 5CC1-192
SEN3626	631E WHEEL TRACTOR-SCRAPER ELECTRICAL SYSTEM (WITH NEUTRAL/START CONTROL)	631E	1AB,1BB
SEN3627	SCHEMATIC FOR 657E WHEEL TRACTOR-SCRAPER ELECTRICAL SYSTEM	657E	90Z, 91Z, 86Z, 6MB
SEN3639	214 & 224 WHEEL-TYPE EXCAVATORS ELECTRICAL SCHEMATIC	214 & 224	1KB,5TC
SEN3641	213 TRACK-TYPE EXCAVATOR ELECTRICAL	213	3ZC1-UP
SEN3651	12G, 120G, 130G, & 140 MOTOR GRADERS ELECTRICAL SYSTEM	12G, 120G, 130G, 140	3WC1067-UP, 61M12027-UP, 72V10334-UP, 74V2321-UP, 87V8360-UP, 11W1251-UP, 12W1082-UP, 13W741-UP
SEN3652	14G MOTOR GRADER ELECTRICAL SYSTEM	14G	96U7046-UP
SEN3791	213B ELECTRICAL SCHEMATIC	213B	1EJ
SEN3912	3176 TRUCK ENGINE ELECTRICAL SCHEMATIC	3176	2YG
SEN3924	428 & 438 BACKHOE LOADERS	428 & 438	6TC7999,3DJ999
SEN4009	785 POWER TRAIN ELECTRICAL SCHEMATIC	785	8GB
SEN4142	631E WHEEL TRACTOR-SCRAPER EQUIPPED WITH ELECTRONIC POWERSHIFT TRANS CONTROL SYSTEM FOR ICM (INDIVIDUAL CLUTCH MODULATION) TYPE TRANSMISSION POWER TRAIN ELECTRICAL SCHEMATIC	631E	1AB,1BB
SEN4159	637E POWER TRAIN ELECTRICAL SCHEMATIC	637E	1FB,7CB,1HB,1JB,1LB

MEDIA Number	MODEL/SERIAL/PREFIX Click the Find button  choose Edit>Find to search the index. Use serial number prefix (i.e.. 2YF) or other words of interest. Keep the text short (i.e.. VIBRA).	Sales Model	Serial Number Prefix
SENR4236	SCHEMATIC FOR D6H SERIES II TRACTOR ELECTRICAL SYSTEM	D6H	4RC,6FC,8FC,1KD,2KD,3ED,3ZF,4YF,5HF,6CF, 2TG,3YG,4GG, 4LG,1FJ,2DK
SENR4285	785 TRUCK ELECTRICAL SYSTEM	785	8GB
SENR4286	789 TRUCK ELECTRICAL SYSTEM SCHEMATIC	789	92C440-UP
SENR4320	205B EXCAVATOR ELECTRICAL SYSTEM SCHEMATIC	205B	5ZF
SENR4323	206B FT & 212B FT EXCAVATORS ELECTRICAL SYSTEM SCHEMATIC	206B FT & 212B FT	9BF,3PJ
SENR4347	211B LC EXCAVATOR ELECTRICAL SYSTEM SCHEMATIC	211B	6XG
SENR4706	D11N ELECTRICAL SYSTEM SCHEMATIC	D11N	74Z
SENR4731	824C & 825C ELECTRICAL SYSTEM SCHEMATIC	824C & 825C	85X,86X
SENR4732	826C COMPACTOR ELECTRICAL SYSTEM SCHEMATIC	826C	87X587-UP
SENR4759	966F ELECTRICAL SYSTEM SCHEMATIC	966F	4YG,3XJ,8BG
SENR4761	992C ELECTRICAL SYSTEM SCHEMATIC	992C	49Z932-UP
SENR4787	627E TRACTOR ELECTRICAL SYSTEM SCHEMATIC	627E	3WJ, 7CG
SENR4795	CHALLENGER 65 ELECTRICAL SYSTEM SCHEMATIC	CHALLENGER 65	7YC
SENR4918	793 ELECTRICAL SYSTEM SCHEMATIC	793	3SJ
SENR4935	950F ELECTRICAL SYSTEMS SCHEMATIC	950F	4DJ,6YG,7ZF
SENR4955	D6H SERIES II TRACTOR ELECTRICAL SYSTEM SCHEMATIC	D6H	4RC,6FC,8FC,1KD,2KD,3ED,3ZF,4YF,5HF,6CF, 2TG,3YG,4GG,4LG,1FJ,8ZJ,9KJ,2DK,5KK,6CK, 7ZK,8KK,8SK,9LK,9RK,1YL,2BL,2TL
SENR4971	CHALLENGER 75 ELECTRICAL SYSTEM SCHEMATIC	CHALLENGER 75	4CJ1-UP
SENR5030	3412E MARINE ENGINE SCHEMATIC	3412E	9KS, 9PW
SENR5080	3512B OIL WELL SERVICING ENGINE ELECTRICAL SYSTEM	3512B	2AF
SENR5082	G3612 AND G3616 ENGINE ELECTRICAL SYSTEM	G3612 AND G3616	1YG,4CG
SENR5083	G3606 & G3608 ENGINE ELECTRICAL SYSTEM SCHEMATIC, (TWO VOL)	G3606 & G3608	3XF114-UP,4WF68-UP
SENR5091	3512B MARINE AUXILIARY ENGINE ELECTRICAL SYSTEM	3512B	4DR
SENR5176	CPT372 & CPS361 PUMPER, CEMENT ELECTRICAL SYSTEM (5DZ ENGINE) SCHEMATIC	CPT372 & CPS361	1WZ, 9KS

MEDIA Number	MODEL/SERIAL/PREFIX Click the Find button  choose Edit>Find to search the index. Use serial number prefix (i.e., 2YF) or other words of interest. Keep the text short (i.e., VIBRA).	Sales Model	Serial Number Prefix
SENR5209	D8N TRACTOR ELECTRICAL SCHEMATIC	D8N	5TJ,7TK
SENR5225	980F WHEEL LOADER ELECTRICAL SYSTEM SCHEMATIC	980F	3HK, 8CJ, 5XJ1-587
SENR5245	936F ELECTRICAL SYSTEM SCHEMATIC	936F	8AJ
SENR5246	936F ELECTRICAL SYSTEM SCHEMATIC	936F	4TK
SENR5254	D11N ELECTRICAL SYSTEM SCHEMATIC	D11N	4TK
SENR5268	CHALLENGER 65C ELECTRICAL SYSTEM SCHEMATIC	CHALLENGER 65C	2ZJ1-UP,2ZJ1-400
SENR5269	CHALLENGER 75C AG TRACTOR ELECTRICAL SYSTEM SCHEMATIC	CHALLENGER 75C	4KK1-499
SENR5283	D10N ELECTRICAL SCHEMATIC	D10N	3SK1-UP
SENR5284	D7H SERIES II TTT ELECTRICAL SYSTEM SCHEMATIC	D7H	4AB,5WB,5BF,2RG,3XG,79Z,80Z
SENR5294	D9N TRACTOR ELECTRICAL SYSTEM	D9N	6XJ
SENR5313	CHALLENGER 65C & 70C AGRICULTURAL TRACTORS ELECTRICAL SYSTEM	CHALLENGER 65C & 70C	2ZJ,2YL
SENR5315	D9R TRACK-TYPE TRACTOR 3408 ENGINE ELECTRICAL SCHEMATIC	D9R	7TL557-UP AND 8BL830-UP
SENR5316	CHALLENGER 75C & 85C AGRICULTURAL TRACTORS ELECTRICAL SYSTEM	CHALLENGER 75C & 85C	4KK,9TK
SENR5392	D9R TRACK-TYPE TRACTOR ELECTRICAL SCHEMATIC COVERS BOTH	D9R	7TL1-UP, 8BL1-UP 48W1-UP
SENR5479	325LL, 325FB, 330 LL & 330FB FOREST SWING MACHINES ELECTRICAL SCHEMATIC SUPPLEMENT	325LL, 325FB, 330 LL & 330FB	8NK,8FK9KK
SENR5574	3176B,C-10,C-12 & 3406 DIESEL TRUCK ENGINE - SCHEMATIC	3176B,C-10,C-12 & 3406	5EK1-UP,9CK1-UP,1YN1-UP,2PN1-UP,6TS1-UP
SENR5617	776C TRACTOR & 777C TRUCK ELECTRICAL SCHEMATIC(REV.10/96)	776C TRACTOR & 777C TRUCK	2TK,4WX
SENR5619	613C SERIES II TRACTOR-SCRAPER ELECTRICAL SCHEMATIC	613C	8LJ,93X
SENR5652	771C QUARRY TRUCK ELECTRICAL SYSTEM	771C	3BJ
SENR5665	776B/777C SCHEMATIC ELECTRICAL	776B/777C	6JC98-UP 4YC1639-UP
SENR5667	775B QUARRY TRUCK ELECTRICAL SYSTEM (SCHEMATIC)	775B	7XJ1-200
SENR5672	785B ELECTRICAL SYSTEM SCHEMATIC	785B	6HK
SENR5673	789B ELECTRICAL SYSTEM SCHEMATIC	789B	7EK

MEDIA Number	MODEL/SERIAL/PREFIX Click the Find button  choose Edit>Find to search the index. Use serial number prefix (i.e.. 2YF) or other words of interest. Keep the text short (i.e.. VIBRA).	Sales Model	Serial Number Prefix
SENR5674	793B TRUCK ELECTRICAL SYSTEM	793B	1HL
SENR5694	1HL WHEEL TRACTOR SCRAPER ELECTRICAL SYSTEM SCHEMATIC	1HL	2XG898-UP, 9XG1-UP
SENR5699	631E TRACTOR SCRAPER & 633E ELEVATING SCRAPER ELECTRICAL SCHEMATIC	631E & 633E	1AB,1BB,1EB
SENR5738	988F WHEEL LOADER ELECTRICAL	988F	8YG1-UP
SENR5775	918F WHEEL LOADER-ELECTRICAL	918F	3TJ,2CK,5DL
SENR5811	416, 426, 428, 436, 438 SERIES II ELECTRICAL SCHEMATIC	416, 426, 428, 436, 438	5PC,7BC,6TC,5KF,3DJ
SENR5813	416B, 426B, 428B, 436B AND 438B BACKHOE LOADERS (EUROPEAN CAB) ELECTRICAL SYSTEM SCHEMATIC	416B, 426B, 428B, 436B AND 438B	8SG,5YJ,7EJ,6MJ,3KK
SENR5814	416B-438B BHL (US CAB) ELECTRICAL SYSTEM SCHEMATIC	416B-438B BHL	8SG,8ZK,5YJ,6KL,7EJ,6MJ,7FL,3KK
SENR5818	416,426,428,436,438 & SER II BHL ELECTRICAL SCHEMATIC/EUROPEAN CAB	416,426,428,436, 438 & SER II BHL	5PC,6TC,3DJ,7BC,5KF
SENR5821	446B BACKHOE ELECTRICAL SYSTEM SCHEMATIC	446B	5BL1-726
SENR5852	446B BACKHOE LOADER ELECTRICAL SYSTEM SCHEMATIC	446B	5BL1500-UP
SENR5886	980G WHEEL LOADER ELECTRICAL SYSTEM SCHEMATIC	980G	9CM1-1759,2KR1-3721,2SR1-UP
SENR5887	988F SERIES II WHEEL LOADER ELECTRICAL SYSTEM SCHEMATIC	988F	2ZR
SENR5897	834B WHEEL TRACTOR & 836 LANDFILL COMPACTOR ELECTRICAL SCHEMATIC	834B & 836	7BR,7FR
SENR5915	IT18F ELECTRICAL SYSTEM SCHEMATIC	IT18F	6ZF,5EJ,8GJ
SENR5919	950F WHEEL LOADER SERIES II ELECTRICAL SCHEMATIC	950F	4DJ,5SK,8TK
SENR5924	966F WHEEL LOADER ELECTRICAL SYSTEM SCHEMATIC	966F	8BG2000-2339,9YJ1-1077,ISL1-506
SENR5929	994 WHEEL LOADER ELECTRICAL SCHEMATIC	994	9YF28-UP
SENR5945	910F WHEEL LOADER ELECTRICAL SCHEMATIC NOW PART OF COMBINED MANUAL SENR5930	910F	1SF
SENR5964	IT12F TOOLCARRIER ELECTRICAL SCHEMATIC	IT12F	1KF,4EL
SENR5969	928F WHEEL LOADER ELECTRICAL SYSTEM SCHEMATIC	928F	8AK,2XL
SENR5985	IT28F TOOLCARRIER ELECTRICAL SYSTEM SCHEMATIC	IT28F	3CL,1JL
SENR6037	350 & 350 L EXCAVATORS	350 & 350 L	8HK,2ZL,3ML,9FL

MEDIA Number	MODEL/SERIAL/PREFIX Click the Find button  choose Edit>Find to search the index. Use serial number prefix (i.e., 2YF) or other words of interest. Keep the text short (i.e., VIBRA).	Sales Model	Serial Number Prefix
SEN6057	5130 EXCAVATOR ELECTRICAL SYSTEM SCHEMATIC (REV.12/97)	5130	7TJ1-UP, 5ZL1-74
SEN6107	5230 EXCAVATOR ELECTRICAL SYSTEM SCHEMATIC(REV.09/96)	5230	7LL1-UP, 5ZL
SEN6119	350 & 350 L ELECTRICAL SYSTEM SCHEMATIC	350 & 350	7RK,9DK
SEN6127	312 EXCAVATOR	312	6BL
SEN6129	311 & 312 EXCAVATORS	311 & 312	9LJ, 6GK
SEN6144	5080 EXCAVATOR ELECTRICAL SYSTEM SCHEMATIC	5080	6XK
SEN6153	322 & 322LL EXCAVATORS ELECTRICAL SYSTEM 322	322 & 322LL	7WL,8CL, 9RL
SEN6183	315 & 315 L ELECTRICAL SYSTEM SCHEMATIC	315 & 315	4YM,6YM
SEN6193	307 EXCAVATOR ELECTRICAL SYSTEM SCHEMATIC USED IN SERVICE MANUAL SENR6230	307	2PM1-256
SEN6213	325 EXCAVATOR ELECTRICAL SCHEMATIC	325	9ZK,2SL,3LL
SEN6219	307 EXCAVATOR ELECTRICAL SYSTEM SCHEMATIC	307	2WM
SEN6226	315, 317 ELECTRICAL SYSTEM SCHEMATIC GRENOBLE USED IN SERVICE MANUAL SENR6200 AND SENR6290 REPLACES SENR6299	315, 317	3ZM,4MM,9SR
SEN6236	311 & 312 EXCAVATORS	311 & 312	9LJ262-UP, 6GK393-UP
SEN6237	312 EXCAVATOR ELECTRICAL SCHEMATIC GRENOBLE USED IN SERVICE MANUAL SENR6120	312	6BL1-UP
SEN6238	320 & 320 L EXCAVATORS ELECTRICAL SYSTEM SCHEMATIC USED IN SERVICE MANUAL SENR6045	320 & 320 L	9KK1-UP, 2DL1-UP,8LK,1KL
SEN6239	325 & 325L EXCAVATORS ELECTRICAL SYSTEM SCHEMATIC USED IN SERVICE MANUAL SENR5400	325 & 325L	8NL,6RM,9KL,7LM
SEN6240	330 & 330 L EXCAVATORS ELECTRICAL SYSTEM SCHEMATIC	330 & 330 L	8RL,2ZN,9ML,5YM
SEN6242	320, 320N, 320L, 320S EXCAVATORS ELECTRICAL SCHEMATIC USED IN SERVICE MANUAL SENR5450	320, 320N, 320L, 320S	9WG,4CJ,3XK,6KN
SEN6243	330 EXCAVATOR ELECTRICAL SYSTEM SCHEMATIC	330	6ZK,2EL,8CK
SEN6266	M318 ELECTRICAL SYSTEM SCHEMATIC USED IN SERVICE MANUAL SENR6254	M318	8AL
SEN6374	637E SERIES II WHEEL TRACTOR-SCRAPER ELECTRICAL SYSTEM	637E	1FB,7CB,1HB
SEN6392	657E WHEEL TRACTOR-SCRAPER ELECTRICAL	657E	90Z225-UP,91Z461-UP,86Z428-UP,6MB168-UP
SEN6393	621F & 623F WTS ELECTRICAL SYSTEM SCHEMATIC	621F & 623F	4SK, 5JK, 8PL, 9NL, 6BK, 5SG480-UP

MEDIA Number	MODEL/SERIAL/PREFIX Click the Find button  choose Edit>Find to search the index. Use serial number prefix (i.e., 2YF) or other words of interest. Keep the text short (i.e., VIBRA).	Sales Model	Serial Number Prefix
SEN6394	627F ELECTRICAL SYSTEM SCHEMATIC	627F	4YK, 1DL
SEN6395	768C TRACTOR 768C TRUCK ELECTRICAL SYSTEM SCHEMATIC	768C 768C	2X371-399,1X6001-6599
SEN6396	772B TRACTOR & 773B TRUCK ELECTRICAL	772B & 773B	64W190-299,63W3733-4199
SEN6656	990 WHEEL LOADER ELECTRICAL SYSTEM SCHEMATIC	990	7HK
SEN6658	980F SERIES II ELECTRICAL SCHEMATIC	980F	5XJ588-UP
SEN6676	950F SERIES II WHEEL LOADER ELECTRICAL SYSTEM SCHEMATIC	950F	8TK,5SK,4DJ,2LM,9ZJ, 4CL,6XL,1YM,
SEN6677	950F SERIES II AND 960F WHEEL LOADERS ELECTRICAL SYSTEM 950F II	950F,960F	4DJ, 5SK, 8TK, 2LM,9ZJ, 4CL, 6XL, 1YM
SEN6678	966F SERIES II AND 970F WHEEL LOADER ELECTRICAL SCHEMATIC	966F,970F	9YJ,1SL,8BG,7SK,9JK,7PL
SEN6679	938G WHEEL LOADER & IT38G INTEGRATED TOOLCARRIER ELECTRICAL SCHEMATIC	938G & IT38G	4SY1-1877, 6WS1-2578, 8RS1-UP, 9HS1-800) (7BS1-899, 1CW1-390
SEN6694	525 WHEEL SKIDDER ELECTRICAL SYSTEM SCHEMATIC	525	1DN1-523
SEN6695	950F SERIES II WHEEL LOADER	950F	8TK2704-UP
SEN6716	938F WHEEL LOADER AND IT38F INTEGRATED TOOLCARRIER ELECTRICAL SYSTEM	938F,IT38F	1KM, 2RM, 8SM,7SN,5DR, 6FN
SEN6735	924F WHEEL LOADER ELECTRICAL SYSTEM	924F	4YN, 5NN, 6MN, 7PN
SEN6736	936F WHEEL LOADER ELECTRICAL SYSTEM SCHEMATIC	936F	4TK
SEN6737	IT24F INTEGRATED TOOLCARRIER ELECTRICAL SYSTEM SCHEMATIC	IT24F	4NN, 6KN
SEN6758	980F SERIES II ELECTRICAL SCHEMATIC	980F	4RN
SEN6759	980F SERIES II ELECTRICAL SYSTEM SCHEMATIC	980F	8JN
SEN6777	914G, IT14G ELECTRICAL SYSTEM SCHEMATIC	914G, IT14G	7ZM,9WM,8ZM,1WM
SEN6814	651E ELECTRICAL SCHEMATIC	651E	88Z239-UP, 89Z271-UP
SEN6839	768C, 769C & 771C ELECTRICAL SYSTEM SCHEMATIC	768C, 769C & 771C	2X400-UP, 1X6600-UP, 3BJ200-UP
SEN6844	772B TRACTOR 773B & 775B TRUCKS ELECTRICAL SYSTEM	772B ,773B & 775B	64W,63W,7XJ
SEN6910	776D/777D ELECTRICAL SCHEMATIC	776D, 777D	5ER,3PR
SEN6930	120H AND 135H MOTOR GRADER (NA VERSION) ELECTRICAL SYSTEM	120H AND 135H	3YK, 4MK, 6YN, 7ZN

MEDIA Number	MODEL/SERIAL/PREFIX Click the Find button  choose Edit>Find to search the index. Use serial number prefix (i.e.. 2YF) or other words of interest. Keep the text short (i.e.. VIBRA).	Sales Model	Serial Number Prefix
SENR6931	12H, 140H AND 160H MOTOR GRADERS (NA VERSION) ELECTRICAL	12H, 140H AND 160H	9EJ, 22K,3GM,4XM,8MN,9TN,9ZN,2WR
SENR6932	143H AND 163H MOTOR GRADER (NA VERSION) ELECTRICAL SYSTEM	143H AND 163H	5AK, 1AL
SENR6933	14H MOTOR GRADER ELECTRICAL SYSTEM	14H	7WJ
SENR6934	16H MOTOR GRADER (NA VERSION) ELECTRICAL	16H	6ZJ
SENR6984	120H (ES VERSION) MOTOR GRADERS ELECTRICAL SYSTEM	120H	6NM
SENR6985	12H, 140H AND 160H MOTOR GRADERS (ES VERSION) ELECTRICAL	12H, 140H AND 160H	8KM,6WM,2LR
SENR6986	120H AND 135H MOTOR GRADERS (STANDARD) VERSION ELECTRICAL	120H AND 135H	5FM 6TM,7MM,8WN
SENR6987	12H, 140H, AND 160H MOTOR GRADERS (STANDARD VERSION) ELECTRICAL SYSTEM	12H, 140H, AND 160H	5ZM, 4ER,5HM, 8JM ,2FM, 9JM
SENR8192	D25D, D30D, D350D ARTICULATED DUMP TRUCK ELECTRICAL SCHEMATIC	D25D, D30D, 350D	1HK,3PJ,9RF
SENR8208	D40D & D400D ARTIC TRUCK ELECTRICAL SYSTEM SCHEMATIC	D40D & D400D	8TF, 2JJ
SENR8221	D300D ARTICULATED TRUCK ELECTRICAL SYSTEM	D300D	5MG
SENR8232	D20D & D250D AGRICULTURAL TRUCKS ELECTRICAL SYSTEM	D20D & D250D	6NG, 9MG
SENR8313	CHALLENGER 35, 45, 55 ELECTRICAL SCHEMATIC(REV.11/96)	CHALLENGER 35, 45, 55	8DN,1DR,7DM
SENR8318	CHALLENGER 65D AGRICULTURAL TRACTORS ELECTRICAL SCHEMATIC	CHALLENGER 65D	2ZJ
SENR8332	D8R TRACK-TYPE TRACTOR ELECTRICAL SCHEMATIC	D8R	7XM1-UP, 9EN1-UP
SENR8334	CHALLENGER 75C AND CHALLENGER 85C AGRICULTURAL TRACTORS ELECTRICAL SYSTEM	CHALLENGER 75C CHALLENGER 85C	4KK, 9TK
SENR8363	D6M TRACK-TYPE TRACTOR ELECTRICAL SCHEMATIC	D6M	9ZM1-UP, 2RN1-UP, 5WR1-UP
SENR8379	D6F SR, D6G PS, D6G SR TRACK-TYPE TRACTOR ELECTRICAL SCHEMATIC;	D6F SR, D6G PS, D6G SR	5FR1-UP, 2MJ02654-UP, 3SR1-UP
SENR8392	D6M TRACK-TYPE TRACTOR (FTC) ELECTRICAL SCHEMATIC	D6M	3WN1-UP, 4JN1-UP, 6LR1-UP
SENR8394	527 TRACK SKIDDER ELECTRICAL SYSTEM SCHEMATIC	527	3RS,2DS,4NS
SENR8412	953C TRACK-TYPE LOADER (2ZN1-1749) ELECTRICAL SCHEMATIC	953C	2ZN1-1749
SENR8413	D11N TRACK-TYPE TRACTOR ELECTRICAL SCHEMATIC EUI ENGINE RETROFIT	D11N	74Z
SENR8427	D10R TRACK-TYPE TRACTOR ELECTRICAL SCHEMATIC	D10R	3KR

MEDIA Number	MODEL/SERIAL/PREFIX Click the Find button  choose Edit>Find to search the index. Use serial number prefix (i.e., 2YF) or other words of interest. Keep the text short (i.e., VIBRA).	Sales Model	Serial Number Prefix
SEN8459	D9R TTT ELECTRICAL SYSTEM SCHEMATIC	D9R	7TL,8BL,99C
SEN8492	D5M TRACK-TYPE TRACTOR (FTC) ELECTRICAL SCHEMATIC	D5M	6GN, 3CR, 5ES, 6AS, 7LR
SEN8577	785B VIMS ELECTRICAL SYSTEM SCHEMATIC	785B	6HK
SEN8578	789B ELECTRICAL SCHEMATIC	789B	7EK278-UP
SEN8579	793B ELECTRICAL SCHEMATIC (VIMS)	793B	1HL195-322
SEN8609	769D/771D ELECTRICAL SCHEMATIC (9/96 REVISION)	769D/771D	5TR1-UP 6JR1-UP
SEN8631	621E & 623 E WHEEL TRACTOR-SCRAPERS ELECTRICAL SCHEMATIC	621E & 623 E	6AB1428, 6YF197
SEN8632	D250E & D300E ARTICULATED TRUCKS ELECTRICAL SCHEMATIC	D250E & D300E	5TN, 7FN
SEN8671	D350E & D400E ARTIC TRUCK ELECTRICAL SYSTEM SCHEMATIC	D350E & D400E	9LR, 2YR
SEN8687	D250E II & D300E II ARTIC TRUCK ELECTRICAL SCHEMATIC	D250E II & D300E II	4PS, 5KS
SEN8699	24H ELECTRICAL SCHEMATIC (REV.10/97)	24H	7KK1-UP
SEN8738	322 ELECTRICAL SYSTEM SCHEMATIC	322L, 322N, 322LN	9JL, 8ML, 4RM
SEN8932	M312/M315 ELECTRICAL SYSTEM SCHEMATIC USED IN SERVICE MANUAL SENR8940,8920	M312, M315	6TL1-539, 542-634, 7ML1-1060, 1065-1214
SEN8939	5080 EXCAVATOR ELECTRICAL SYSTEM SCHEMATIC	5080	8SL1-UP
SEN8964	325B L EXCAVATOR ELECTRICAL SCHEMATIC AURORA USED IN SERVICE MANUAL SENR8955	325B	2JR1-UP
SEN8974	330B L EXCAVATOR AURORA VERSION ELECTRICAL SCHEMATIC USED IN SERVICE MANUAL SENR8965	330B	6DR1-UP
SEN8994	330B & 330B L EXCAVATORS (8SR,8TR,1JS,1KS) "HE" VER. ELECTRICAL SCHEMATIC, USED IN SERVICE MANUAL SENR89659HN	330B & 330B L	2EE,8SR,1JS,1KS,4YW,3ZZ,5EZ
SEN9056	631E II - 633E ELECTRICAL SYSTEM SCHEMATIC	631E II - 633E	1AB,1NB,2PS,1BB,6PC,1EB
SEN9057	637E II ELECTRICAL SYSTEM SCHEMATIC	637E	1FB660, 7CB180, 1HB691
SEN9092	651E WTS ELECTRICAL SYSTEM SCHEMATIC	651E	4YR,5XR
SEN9093	657E WTS ELECTRICAL SYSTEM SCHEMATIC	657E	5YR1-UP 6TR1-UP 6PR1-UP 7KR1-UP
SEN9146	D350E/D400E II ARTICULATED TRUCK ELECTRICAL SCHEMATIC	D350E/D400E	2XW, 8PS
SEN9147	12H, 140H AND 160H MOTOR GRADERS (NA VERSION) ELECTRICAL	12H, 140H, 160H	9EJ, 22K,3GM,4XM,8MN,9TN,9ZN,2WR

MEDIA Number	MODEL/SERIAL/PREFIX Click the Find button  choose Edit>Find to search the index. Use serial number prefix (i.e., 2YF) or other words of interest. Keep the text short (i.e., VIBRA).	Sales Model	Serial Number Prefix
SENR9148	12H, 140H, 160H MOTOR GRADER (ES VERSION) ELECTRICAL SYSTEM	12H, 140H, 160H	2GS, 3AS, 2HS
SENR9149	12H, 140H, AND 160H MOTOR GRADERS (STANDARD VERSION) ELECTRICAL SYSTEM	12H, 140H, AND 160H	12H: 5ZM, 4ER 140H: 5HM, 8JM 160H: 2FM, 9JM
SENR9209	307 EXCAVATOR ELECTRICAL SYSTEM	307	307,2PM
SENR9236	311B,312B,312B L EXCAVATOR ELECTRICAL SCHEMATIC USED IN SERVICE MANUAL SENR9220	311B,312B,312B L	8GR,8HR,9GR,8JR,2NS,3FS,2LS, 9HR,9MR,2MS, 3ES
SENR9258	320B & 320B L EXCAVATOR ELECTRICAL SYSTEM SCHEMATIC	320B & 320B L	5BR1-UP, 6CR1-UP, 1CS1-UP, 8ES1-UP,AED,3MR,4MR,4NR,9KR,9CS,4XW,5GW,2WZ
SENR9278	320B EXCAVATOR ELECTRICAL SYSTEM	320B	7JR, 1XS, 2AS, 5MS, 9WS, 6LW, 3YZ
SENR9293	325B L AND 325B LN EXCAVATORS ELECTRICAL SYSTEM	325B L AND 325B LN	6DN, 8FN, 4DS, 5BS
SENR9310	307 EXCAVATOR ELECTRICAL SCHEMATIC	307	(2WM500-UP)
SENR9322	325B EXCAVATOR "HE,MM" VERSION ELECTRICAL SCHEMATIC, USED IN SERVICE MANUAL SENR1620	325B	ABD,5LW,7EN,8GM,8PR,8RR,1GS,1HS
SENR9323	325B L, 325B LL, 325B MPS, 325B MPH FOREST SWING MACHINES ELECTRICAL SYSTEM SCHEMATIC	325B	2JR
SENR9412	D11R TRACTOR ELECTRICAL SYSTEM	D11R	8ZR
SENR9414	D9R TRACTOR ELECTRICAL SYSTEM	D9R	7TL852-UP, 8BL1053-UP, 48W
SENR9444	CHALLENGER 75D AND CHALLENGER 85D AGRICULTURAL TRACTORS ELECTRICAL SYSTEM SCHEMATIC	75D, 85D	5AR, 4GR
SENR9455	D11R (9XR) CARRYDOZER TRACK-TYPE TRACTOR ELECTRICAL SYSTEM SCHEMATIC	D11R	9XR
SENR9472	D5M TRACK-TYPE TRACTOR (C/B) ELECTRICAL SCHEMATIC	D5M	4BR,3DR
SENR9525	3126B TRUCK ENGINE FMTV MILITARY TRUCK SCHEMATIC	3126B	6PZ, 7JZ
SENR9535	C-12 TRUCK ENGINE ELECTRICAL SYSTEM	C-12	9SM
SENR9575	C-10, C-12, C-15 & C-16 INDUSTRIAL ENGINES - ELECTRICAL SCHEMATIC	C-10, C-12, C-15 & C-16	BEM1-UP, BFM1-UP, BCX1-UP, BDL1-UP
SENR9577	3126B ENGINE FOR CLASS COMBINE APPLICATIONS ELECTRICAL SYSTEM	3126B	BEJ, DCS
SENR9578	C-9 ENGINE FOR CLASS COMBINE APPLICATIONS ELECTRICAL SYSTEM	C-9	CLJ
SENR9583	C-12 ENGINE FOR CLAAS COMBINE APPLICATIONS ELECTRICAL SYSTEM	C-12	BDL
SENR9590	3126B INDUSTRIAL ENGINE ELECTRICAL SCHEMATIC	3126B	BEJ, DCS
SENR9592	C-9 INDUSTRIAL ENGINE ELECTRICAL SCHEMATIC	C-9	CLJ1-UP

MEDIA Number	MODEL/SERIAL/PREFIX Click the Find button  choose Edit>Find to search the index. Use serial number prefix (i.e., 2YF) or other words of interest. Keep the text short (i.e., VIBRA).	Sales Model	Serial Number Prefix
SEN9628	3126 TRUCK ENGINE ELECTRICAL SYSTEM	3126	1BW1-UP