



# Bobcat®

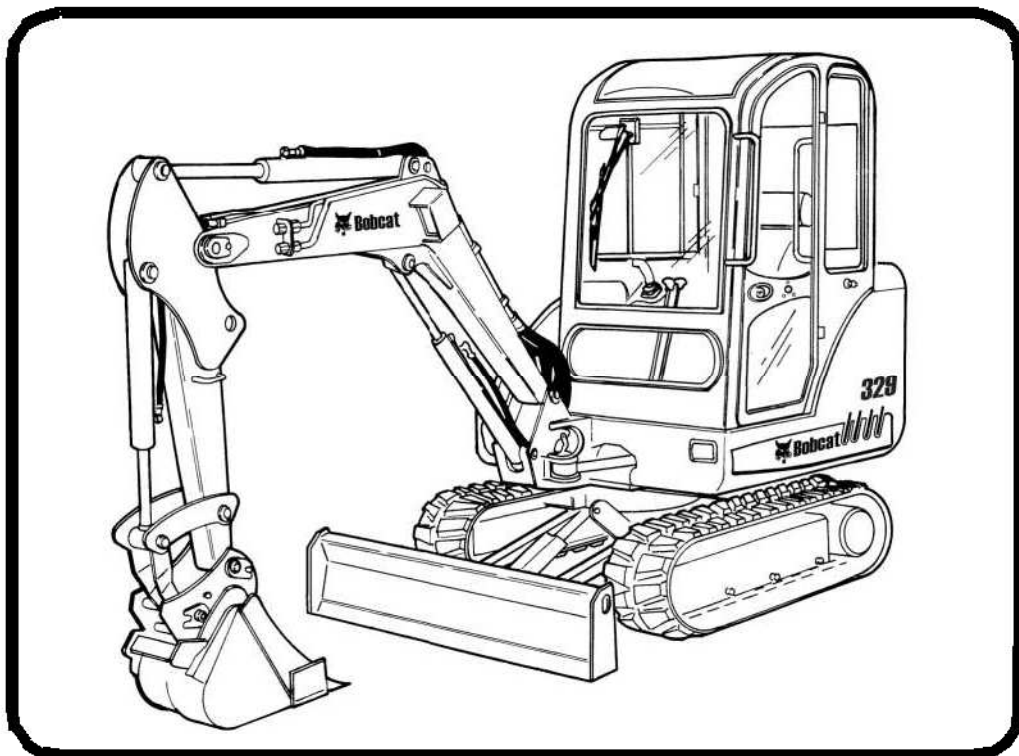
---

## Service Manual

# 329 Compact Excavator

---

**S/N AACL11001 & Above**  
**S/N A9K211001 & Above**





## ALPHABETICAL INDEX

AIR CLEANER.....	60-01	FLOORMAT AND FLOOR PANELS .....	40-01
AIR CLEANER SERVICE .....	10-01	FLYWHEEL AND HOUSING .....	60-01
ALTERNATOR .....	50-01	FUEL LEVEL SENDER .....	50-01
ALTERNATOR BELT.....	10-01	FUEL SYSTEM.....	10-01, 60-01
ARM.....	40-01	FUEL TANK .....	40-01
ARM CYLINDER .....	20-01		
		HEATER COIL.....	70-01
BATTERY.....	50-01	HEATER SYSTEM.....	70-01
BLADE .....	30-01	HEATER UNIT .....	70-01
BLADE CONTROL.....	40-01	HEATER VALVE .....	70-01
BLADE CYLINDER.....	20-01	HORN .....	40-01
BLOWER FAN .....	70-01	HYDRAULIC CONTROL VALVE .....	20-01
BOOM.....	40-01	HYDRAULIC CONNECTION SPECS .....	SPEC-01
BOOM CYLINDER.....	20-01	HYDRAULIC FLUID SPECIFICATIONS.....	SPEC-01
BOOM SWING CYLINDER.....	20-01	HYDRAULIC FILTER.....	20-01
BOOM SWING PEDAL.....	40-01	HYDRAULIC PUMP .....	20-01
BUCKET .....	40-01	HYDRAULIC PUMP START-UP.....	20-01
BUCKET CYLINDER .....	20-01	HYDRAULIC RESERVOIR.....	20-01
BUILDUP VALVE .....	20-01	HYDRAULIC SYSTEM.....	10-01
		HYDRAULIC SYSTEM INFORMATION .....	20-01
CAB.....	40-01		
CAMSHAFT AND TIMING GEARS.....	60-01	LEFT CONTROL LEVER (JOYSTICK) .....	20-01
CANOPY.....	40-01	LEFT CONSOLE .....	40-01
CASE DRAIN FILTER .....	20-01	LIFTING AND BLOCKING THE EXCAVATOR .....	10-01
CLAMP CYLINDER .....	20-01	LIFTING THE EXCAVATOR .....	10-01
CONVERSIONS .....	SPEC-01	LIGHTS.....	50-01
CONTROL PATTERN SELECTOR VALVE .....	20-01	LUBRICATION SYSTEM.....	60-01
CRANKSHAFT AND PISTONS .....	60-01	LUBRICATION THE EXCAVATOR .....	10-01
CROSSPORT RELIEF VALVES .....	20-01		
CYLINDER HEAD.....	60-01	MAGNETIC LOCKOUT SENSOR.....	50-01
		MAIN RELIEF VALVE .....	20-01
DIAGNOSTICS SERVICE CODES.....	50-01	MANIFOLD ASSEMBLY / ACCUMULATOR .....	20-01
DIRECT TO TANK VALVE .....	20-01		
		OIL COOLER.....	20-01
ELECTRICAL SYSTEM INFORMATION .....	50-01	OPERATOR CAB (ROPS/TOPS) .....	10-01
ENGINE COOLING SYSTEM.....	10-01		
ENGINE FLYWHEEL .....	60-01	PIVOT PINS .....	10-01
ENGINE INFORMATION .....	60-01	PORT RELIEF VALVES.....	20-01
ENGINE LUBRICATION SYSTEM.....	10-01	PRESSURE REDUCING VALVE.....	20-01
ENGINE SPEED CONTROL .....	60-01		
EXCAVATOR STORAGE AND RETURN TO SERVICE .....	10-01	REGULAR MAINTENANCE .....	70-01
		RIGHT CONTROL LEVER (JOYSTICK) .....	20-01
		RIGHT CONSOLE .....	40-01
		RIGHT SIDE COVER .....	10-01, 40-01

**Continued On Next Page**

## ALPHABETICAL INDEX (CONT'D)

SEAT AND SEAT MOUNT .....	40-01
SEAT BELT .....	10-01
SERVICE SCHEDULE .....	10-01
SPARK ARRESTOR MUFFLER .....	10-01, 60-01
329 EXCAVATOR SPECIFICATIONS .....	SPEC-01
STARTER .....	50-01
STOPPING THE ENGINE AND LEAVING THE EXCAVATOR.....	10-01
SWING CIRCLE GEAR .....	30-01
SWING FRAME .....	40-01
SWING MOTOR .....	20-01
SWING MOTOR DRIVE CARRIER.....	20-01
SWIVEL JOINT .....	20-01
TAILGATE .....	10-01, 40-01
TORQUE SPECIFICATIONS FOR BOLTS.....	SPEC-01
TRACK FRAME COMPONENTS .....	30-01
TRANSPORTING THE EXCAVATOR ON A TRAILER.....	10-01
TRAVEL LEVERS/PEDALS.....	40-01
TRAVEL MOTOR.....	10-01, 20-01
TROUBLESHOOTING.....	70-01
UPPERSTRUCTURE .....	40-01
UPPERSTRUCTURE SLEW LOCK .....	10-01, 40-01
X-CHANGE.....	40-01

# MAINTENANCE SAFETY




## WARNING

Instructions are necessary before operating or servicing machine. Read and understand the Operation & Maintenance Manual, Operator's Handbook and signs (decals) on machine. Follow warnings and instructions in the manuals when making repairs, adjustments or servicing. Check for correct function after adjustments, repairs or service. Untrained operators and failure to follow instructions can cause injury or death.


W-2003-0807




**Safety Alert Symbol:** This symbol with a warning statement, means: "Warning, be alert! Your safety is involved!" Carefully read the message that follows.




⚠ Never service the Bobcat Excavator without instructions.



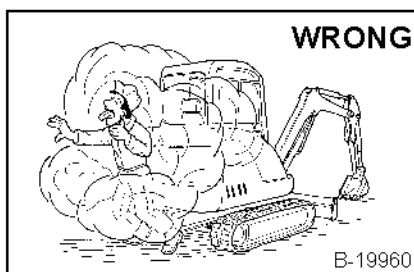
⚠ Use the correct procedure to lift and support the excavator.




⚠ Cleaning and maintenance are required daily.



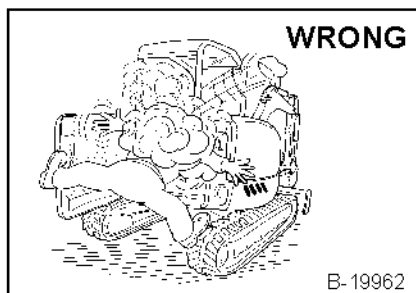
⚠ Have good ventilation when welding or grinding painted parts.  
⚠ Wear dust mask when grinding painted parts. Toxic dust and gas can be produced.



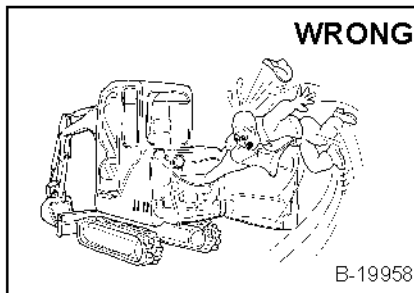
⚠ Vent exhaust to outside when engine must be run for service.  
⚠ Exhaust system must be tightly sealed. Exhaust fumes can kill without warning.




⚠ Always lower the bucket and blade to the ground before doing any maintenance.  
⚠ Never modify equipment or add attachments not approved by Bobcat Company.



⚠ Stop, cool and clean engine of flammable materials before checking fluids.  
⚠ Never service or adjust machine with the engine running unless instructed to do so in the manual.  
⚠ Avoid contact with leaking hydraulic fluid or diesel fuel under pressure. It can penetrate the skin or eyes.  
⚠ Never fill fuel tank with engine running, while smoking, or when near open flame.



⚠ Keep body, jewelry and clothing away from moving parts, electrical contact, hot parts and exhaust.  
⚠ Wear eye protection to guard from battery acid, compressed springs, fluids under pressure and flying debris when engines are running or tools are used. Use eye protections approved for type of welding.  
⚠ Keep tailgate closed except for service. Close and latch tailgate before operating the excavator.



⚠ Lead-acid batteries produce flammable and explosive gases.  
⚠ Keep arcs, sparks, flames and lighted tobacco away from batteries.  
⚠ Batteries contain acid which burns eyes or skin on contact.  
⚠ Wear protective clothing. If acid contacts body, flush well with water. For eye contact flush well and get immediate medical attention.

Maintenance procedures which are given in the Operation & Maintenance Manual can be performed by the owner/operator without any specific technical training. Maintenance procedures which are not in the Operation & Maintenance Manual must be performed **ONLY BY QUALIFIED BOBCAT SERVICE PERSONNEL**. Always use genuine Bobcat replacement parts. The Service Safety Training Course is available from your Bobcat dealer.

MSW28-0409



**Bobcat®**

## CONTENTS

CONTENTS.....	I
FOREWORD.....	III
FIRE PREVENTION .....	VII
SERIAL NUMBER LOCATIONS .....	XI
DELIVERY REPORT.....	XII
EXCAVATOR IDENTIFICATION .....	XIII
SAFETY AND MAINTENANCE.....	10-01
HYDRAULIC SYSTEM .....	20-01
UNDERCARRIAGE.....	30-01
UPPERSTRUCTURE & SWING SECTION .....	40-01
ELECTRICAL SYSTEM AND ANALYSIS .....	50-01
ENGINE SERVICE .....	60-01
HEATER .....	70-01
SPECIFICATIONS.....	SPEC-01

**SAFETY AND  
MAINTENANCE**

**HYDRAULIC  
SYSTEM**

**UNDERCARRIAGE**

**UPPERSTRUCTURE  
& SWING  
SECTION**

**ELECTRICAL  
SYSTEM AND  
ANALYSIS**

**ENGINE  
SERVICE**

**HEATER**

**SPECIFICATIONS**

**Please Click Here To Download The Complete Manual**  
**Download Other Manuals**  
**If Having Any Questions Feel Free To Contact us**

**[admin@servicemanualbit.com](mailto:admin@servicemanualbit.com)**