



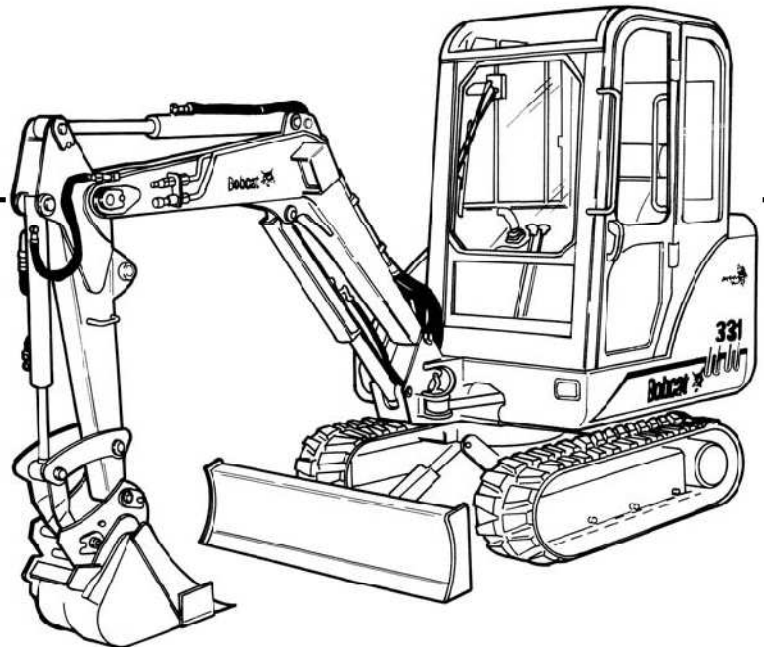
Bobcat®

325

328

Service Manual

**S/N 232511001 & Above
S/N 232411001 & Above
(D Series)**



Printed in U.S.A.

MAINTENANCE SAFETY



WARNING


Instructions are necessary before operating or servicing machine. Read and understand the Operation & Maintenance Manual, Operator's Handbook and signs (decals) on machine. Follow warnings and instructions in the manuals when making repairs, adjustments or servicing. Check for correct function after adjustments, repairs or service. Untrained operators and failure to follow instructions can cause injury or death.

W-2003-0903



Safety Alert Symbol: This symbol with a warning statement, means: "Warning, be alert! Your safety is involved!" Carefully read the message that follows.

CORRECT



B-10731a

- ⚠ Never service the Bobcat Hydraulic Excavator without instructions.

CORRECT



B-15797

- ⚠ Use the correct procedure to lift and support the excavator.
- ⚠ Always lift the blade fully before installing jackstands.

CORRECT



B-15798

- ⚠ Cleaning and maintenance are required daily.

WRONG



B-15799

- ⚠ Have good ventilation when welding or grinding painted parts.
- ⚠ Wear dust mask when grinding painted parts. Toxic dust and gas can be produced.


WRONG



B-15800

- ⚠ Vent exhaust to outside when engine must be run for service.
- ⚠ Exhaust system must be tightly sealed. Exhaust fumes can kill without warning.

WRONG



B-15801

- ⚠ Always lower the bucket and blade to the ground before doing any maintenance.
- ⚠ Never modify equipment or add attachments not approved by Bobcat Company.

WRONG



B-15802

- ⚠ Stop, cool and clean engine of flammable materials before checking fluids.
- ⚠ Never service or adjust machine with the engine running unless instructed to do so in the manual.
- ⚠ Avoid contact with leaking hydraulic fluid or diesel fuel under pressure. It can penetrate the skin or eyes.
- ⚠ Never fill fuel tank with engine running, while smoking or when near open flame.

WRONG



B-15780

- ⚠ Keep body, jewelry and clothing away from moving parts, electrical contact, hot parts and exhaust.
- ⚠ Wear eye protection to guard from battery acid, compressed springs, fluids under pressure and flying debris when engines are running or tools are used. Use eye protection approved for type of welding.
- ⚠ Keep rear door closed except for service. Close and latch door before operating the excavator.

WRONG



B-6589

- ⚠ Lead-acid batteries produce flammable and explosive gases.
- ⚠ Keep arcs, sparks, flames and lighted tobacco away from batteries.
- ⚠ Batteries contain acid which burns eyes or skin on contact. Wear protective clothing. If acid contacts body, flush well with water. For eye contact flush well and get immediate medical attention.

Maintenance procedures which are given in the Operation & Maintenance Manual can be performed by the owner/operator without any specific technical training. Maintenance procedures which are **not** in the Operation & Maintenance Manual must be performed **ONLY BY QUALIFIED BOBCAT SERVICE PERSONNEL**. Always use **genuine Bobcat replacement parts**. The Service Safety Training Course is available from your Bobcat dealer.

MSW21-0805



Bobcat®

ALPHABETICAL INDEX

AIR CLEANER	60-01	LEFT CONTROL LEVER (JOYSTICK)(S/N 232312386 & BELOW, 232412117 & BELOW 232412128 & 232412129)	20-01
AIR CLEANER SERVICE	10-01	LEFT CONTROL LEVER (JOYSTICK)(S/N 232312387 & ABOVE, 232412118-232412127 & 232412130 & ABOVE).....	20-01
ALTERNATOR	50-01	LEFT CONSOLE	40-01
ARM	40-01	LIFTING AND BLOCKING THE EXCAVATOR	10-01
ARM CYLINDER	20-01	LIFTING THE EXCAVATOR	10-01
		LIGHTS.....	50-01
BATTERY	50-01	LUBRICATING THE EXCAVATOR	10-01
BLADE	30-01		
BLADE CONTROL	40-01	MAIN RELIEF VALVES.....	20-01
BLADE CYLINDER	20-01	MANIFOLD ASSEMBLY	20-01
BOOM	40-01	MANIFOLD ASSEMBLY/ACCUMULATOR	20-01
BOOM CYLINDER.....	20-01	MICROSWITCH	50-01
BOOM OFFSET CYLINDER.....	20-01	MUFFLER	60-01
BUCKET	40-01		
BUCKET CYLINDER	20-01	OIL COOLER.....	20-01
		OPERATOR CAB (ROPS/TOPS)	10-01
CAB.....	40-01		
CASE DRAIN FILTER	20-01	PORT RELIEF VALVES.....	20-01
CLAMP.....	40-01	PRESSURE REDUCING VALVE.....	20-01
CONVERSIONS	SPEC-01		
CONTROL LINKAGE ASSEMBLY.....	40-01	RADIATOR.....	60-01
CONTROL PATTERN SELECTOR VALVE	20-01	RECONDITIONING THE ENGINE	60-01
CROSSPORT RELIEF VALVE	20-01	RIGHT CONTROL LEVER (JOYSTICK) (S/N 232312386 & BELOW, 232412117 & BELOW 232412128 AND 232412129).....	20-01
		RIGHT CONTROL LEVER (JOYSTICK) (S/N 232312387 & ABOVE, 232412118-232412127 AND 232412130 & ABOVE)	20-01
DIAGNOSTICS SERVICE CODE	50-01	RIGHT CONSOLE	40-01
DIRECT TO TANK VALVE	20-01	RIGHT PEDAL AND LINKAGE	40-01
		RIGHT SIDE COVER.....	40-01
ELECTRICAL SYSTEM INFORMATION	50-01	ROPS CANOPY.....	40-01
ENGINE	60-01		
ENGINE COMPONENTS AND TESTING	60-01	STANDARD SEAT AND MOUNT	40-01
ENGINE COOLING SYSTEM.....	10-01	SUSPENSION SEAT AND SEAT MOUNT	40-01
ENGINE FLYWHEEL	60-01	SERVICE SCHEDULE	10-01
ENGINE LUBRICATION SYSTEM.....	10-01	SPARK ARRESTOR MUFFLER.....	10-01
ENGINE SPECIFICATIONS.....	SPEC-01	STARTER	50-01
ENGINE SPEED CONTROL	40-01	SWING CIRCLE GEAR	30-01
		SWING FRAME	40-01
FLOORMAT AND FLOOR PANELS	40-01	SWING LOCK.....	10-01
FUEL, COOLANT AND LUBRICANTS	SPEC-01	SWING MOTOR	20-01
FUEL LEVEL SENDER.....	50-01	SWING MOTOR DRIVE CARRIER	20-01
FUEL SYSTEM	10-01	SWIVEL JOINT	20-01
FUEL TANK.....	40-01		
		TAILGATE	10-01, 40-01
HEATER	70-01	TORQUE SPECIFICATIONS	SPEC-01
HEATER AIR FILTERS	10-01	TRACKS	30-01
HEATER COIL	70-01	TRACK DAMAGE IDENTIFICATION.....	30-01
HEATER FAN.....	70-01	TRACK FRAME	30-01
HEATER VALVE	70-01	TRACK IDLER	30-01
HORN	40-01	TRACK ROLLER	30-01
HYDRAULIC CONNECTION SPECS.....	SPEC-01	TRANSPORTING THE EXCAVATOR.....	10-01
HYDRAULIC CONTROL VALVE (S/N 232312386 & BELOW, 232412117 & BELOW, 232412128 & 232412129)	20-01	TRAVEL CONTROLS	40-01
HYDRAULIC CONTROL VALVE (S/N 232312387 & ABOVE, 232412118-232412127 & 232412130 & ABOVE)	20-01	TRAVEL MOTOR.....	10-01, 20-01
HYDRAULIC EXCAVATOR SPECS.....	SPEC-01	TROUBLESHOOTING	60-01
HYDRAULIC FLUID SPECIFICATIONS	SPEC-01	TWO SPEED SWITCH	50-01
HYDRAULIC FILTER	20-01		
HYDRAULIC PUMP.....	20-01	UPPERSTRUCTURE	40-01
HYDRAULIC RESERVOIR	20-01	X-CHANGE™	40-01
HYDRAULIC SYSTEM	10-01		
HYDRAULIC SYSTEM INFORMATION	20-01		

Please Click Here To Download The Complete Manual
Download Other Manuals
If Having Any Questions Feel Free To Contact us

admin@servicemanualbit.com