




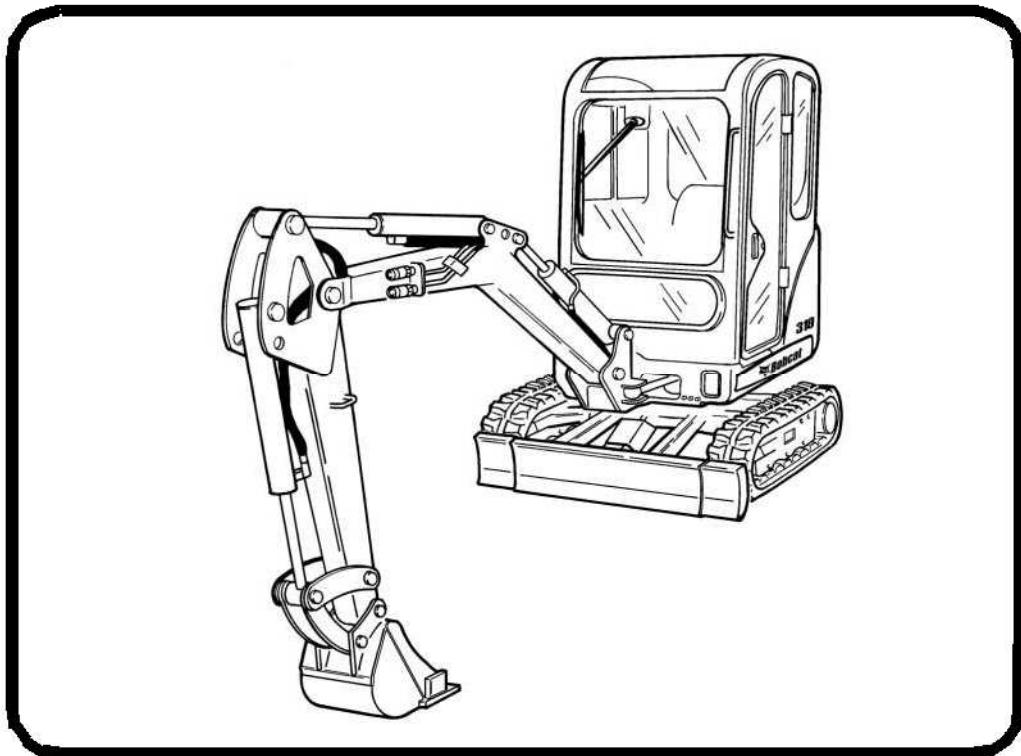
# Bobcat®

---

## Service Manual 319 Compact Excavator

---

**S/N 563311001 & Above**





# MAINTENANCE SAFETY




## WARNING

Instructions are necessary before operating or servicing machine. Read and understand the Operation & Maintenance Manual, Operator's Handbook and signs (decals) on machine. Follow warnings and instructions in the manuals when making repairs, adjustments or servicing. Check for correct function after adjustments, repairs or service. Untrained operators and failure to follow instructions can cause injury or death.


W-2003-0903




**Safety Alert Symbol:** This symbol with a warning statement, means: "Warning, be alert! Your safety is involved!" Carefully read the message that follows.




⚠ Never service the Bobcat Compact Excavator without instructions.



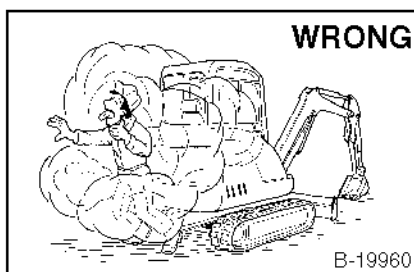
⚠ Use the correct procedure to lift and support the excavator.




⚠ Cleaning and maintenance are required daily.



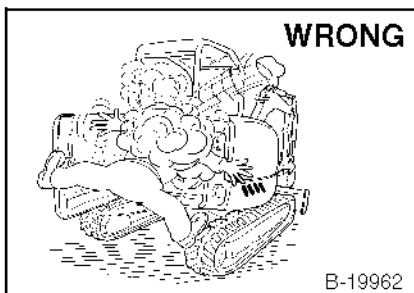
⚠ Have good ventilation when welding or grinding painted parts.  
⚠ Wear dust mask when grinding painted parts. Toxic dust and gas can be produced.



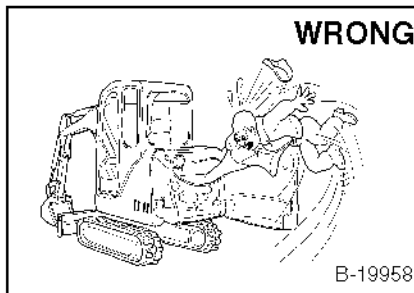
⚠ Vent exhaust to outside when engine must be run for service.  
⚠ Exhaust system must be tightly sealed. Exhaust fumes can kill without warning.




⚠ Always lower the bucket and blade to the ground before doing any maintenance.  
⚠ Never modify equipment or add attachments not approved by Bobcat Company.



⚠ Stop, cool and clean engine of flammable materials before checking fluids.  
⚠ Never service or adjust machine with the engine running unless instructed to do so in the manual.  
⚠ Avoid contact with leaking hydraulic fluid or diesel fuel under pressure. It can penetrate the skin or eyes.  
⚠ Never fill fuel tank with engine running, while smoking, or when near open flame.



⚠ Keep body, jewelry and clothing away from moving parts, electrical contact, hot parts and exhaust.  
⚠ Wear eye protection to guard from battery acid, compressed springs, fluids under pressure and flying debris when engines are running or tools are used. Use eye protections approved for type of welding.  
⚠ Keep tailgate closed except for service. Close and latch tailgate before operating the excavator.



⚠ Lead-acid batteries produce flammable and explosive gases.  
⚠ Keep arcs, sparks, flames and lighted tobacco away from batteries.  
⚠ Batteries contain acid which burns eyes or skin on contact.  
⚠ Wear protective clothing. If acid contacts body, flush well with water. For eye contact flush well and get immediate medical attention.

Maintenance procedures which are given in the Operation & Maintenance Manual can be performed by the owner/operator without any specific technical training. Maintenance procedures which are **not** in the Operation & Maintenance Manual must be performed **ONLY BY QUALIFIED BOBCAT SERVICE PERSONNEL**. Always use **genuine Bobcat replacement parts**. The Service Safety Training Course is available from your Bobcat dealer.

MSW28-0805



**Bobcat®**

## ALPHABETICAL INDEX

AIR CLEANER .....	60-01	LEFT CONSOLE .....	40-01
AIRCLEANER SERVICE .....	10-01	LEFT CONTROL LEVER (JOYSTICK) .....	20-01
ALTERNATOR .....	50-01	LIFTING AND BLOCKING THE EXCAVATOR .....	10-01
ALTERNATOR BELT .....	10-01	LIFTING THE EXCAVATOR .....	10-01
ARM .....	40-01	LIGHTS.....	50-01
ARM CYLINDER .....	20-01	LUBRICATING THE EXCAVATOR .....	10-01
		LUBRICATION SYSTEM.....	60-01
BATTERY.....	50-01		
BLADE .....	30-01	MAIN RELIEF VALVE .....	20-01
BLADE CONTROL.....	40-01	MANIFOLD ASSEMBLY/ACCUMULATOR .....	20-01
BLADE CYLINDER.....	20-01	MICROSWITCH .....	50-01
BLADE/TRACK EXPANSION SOLENOID BLOCK.....	20-01		
BOOM.....	40-01	OIL COOLER.....	20-01
BOOM CYLINDER.....	20-01	OPERATOR CAB ROPS/TOPS .....	10-01
BOOM SWING CYLINDER.....	20-01		
BUCKET .....	40-01	PORT RELIEF VALVES.....	20-01
BUCKET CYLINDER .....	20-01	PRESSURE REDUCING VALVE.....	20-01
		PIVOT PINS .....	10-01
CAB.....	40-01		
CAMSHAFT AND TIMING GEARS.....	60-01	REGULATOR MAINTENANCE .....	70-01
CANOPY.....	40-01	RIGHT CONSOLE .....	40-01
CONTROL LINKAGE ASSEMBLY.....	40-01	RIGHT CONTROL LEVER (JOYSTICK) .....	20-01
CONVERSIONS .....	SPEC-01		
CRANKSHAFT AND PISTONS .....	60-01	SEAT AND SEAT MOUNT .....	40-01
CROSSPORT RELIEF VALVES .....	20-01	SEAT BELT.....	10-01
CYLINDER HEAD.....	60-01	SERVICE SCHEDULE .....	10-01
		SPARK ARRESTOR MUFFLER.....	10-01 & 60-01
ELECTRICAL SYSTEM.....	50-01	STARTER .....	50-01
ENGINE COOLING SYSTEM.....	10-01 60-01	STOPPING THE ENGINE AND LEAVING THE	
ENGINE INFORMATION .....	60-01	EXCAVATOR .....	10-01
ENGINE LUBRICATION SYSTEM.....	10-01	SWING CIRCLE GEAR .....	30-01
ENGINE SPEED CONTROL .....	60-01	SWING FRAME.....	40-01
319 EXCAVATOR SPECIFICATIONS .....	SPEC-01	SWING MOTOR .....	20-01
EXCAVATOR STORAGE AND RETURN TO		SWIVEL JOINT .....	20-01
TO SERVICE .....	10-01		
		TAILGATE.....	10-01, 40-01
FLOOR MAT AND FLOOR PANELS .....	40-01	TORQUE SPECIFICATIONS .....	SPEC-01
FLYWHEEL AND HOUSING.....	60-01	TRACK FRAME COMPONENTS .....	30-01
FUEL LEVEL SENDER.....	50-01	TRACK FRAME EXPANSION CYLINDER.....	20-01
FUEL SYSTEM.....	10-01, 60-01	TRANSPORTING THE EXCAVATOR ON A	
FUEL TANK.....	40-01	TRAILER .....	10-01
		TRAVEL MOTOR.....	10-01 & 20-01
HEATER COIL .....	70-01		
HEATER FAN.....	70-01	UPPERSTRUCTURE .....	40-01
HEATER SYSTEM .....	70-01	UPPERSTRUCTURE SLEW LOCK .....	10-01, 40-01
HEATER UNIT .....	70-01		
HEATER VALVE.....	70-01		
HORN .....	40-01		
HYDRAULIC CONNECTION			
SPECIFICATIONS .....	SPEC-01		
HYDRAULIC CONTROL VALVE .....	20-01		
HYDRAULIC FILTER.....	20-01		
HYDRAULIC FLUID SPECIFICATIONS .....	SPEC-01		
HYDRAULIC PUMP.....	20-01		
HYDRAULIC RESERVOIR .....	20-01		
HYDRAULIC SYSTEM .....	10-01		
HYDRAULIC SYSTEM INFORMATION .....	20-01		



**Bobcat®**

## CONTENTS

FOREWORD.....	III
SAFETY INSTRUCTIONS .....	V
SERIAL NUMBER LOCATIONS.....	IX
DELIVERY REPORT.....	X
EXCAVATOR IDENTIFICATION .....	XI
SAFETY AND MAINTENANCE.....	10-01
HYDRAULIC SYSTEM .....	20-01
UNDERCARRIAGE.....	30-01
UPPERSTRUCTURE & SWING SECTION .....	40-01
ELECTRICAL SYSTEM AND ANALYSIS.....	50-01
ENGINE SERVICE .....	60-01
HEATER .....	70-01
SPECIFICATIONS.....	SPEC-01

**SAFETY AND  
MAINTENANCE**

**HYDRAULIC  
SYSTEM**

**UNDER-  
CARRIAGE**

**UPPER-  
STRUCTURE &  
SWING SECTION**

**ELECTRICAL  
SYSTEM AND  
ANALYSIS**

**ENGINE  
SERVICE**

**HEATER**

**SPECIFICATIONS**

**Please Click Here To Download The Complete Manual**  
**Download Other Manuals**  
**If Having Any Questions Feel Free To Contact us**

**[admin@servicemanualbit.com](mailto:admin@servicemanualbit.com)**