



# Service Manual

Cummins **Onan**

Performance you rely on.™



## Portable Generator Set

EGMBB, P2400 (Spec A)

EGMBG, P3500 (Spec A)

**⚠ WARNING ⚠**


Do not use this genset on a boat  
Such use may violate U. S. Coast Guard  
regulations and can result in  
severe personal injury or death from  
fire, electrocution, or  
carbon monoxide poisoning

F-1250


**⚠ WARNING: ⚠**

The engine exhaust from this product  
contains chemicals known to the State  
of California to cause cancer, birth  
defects or other reproductive harm.


**⚠ WARNING**

 Gasoline and its vapor are flammable and explosive.

- Keep gasoline away from heat, sparks, and flame sources.
- Stop and cool unit 15 minutes before refueling.
- Refuel carefully and only outdoors on level ground.
- Fuel can leak from fuel cap vent.
  - ◇ Do not overfill.
  - ◇ Do not tip unit more than 15° (6.9 inches).
  - ◇ Cool unit and drain fuel before transporting.
- Wipe up fuel leaks immediately.



**⚠ WARNING**

 Generator exhaust contains poisonous CO (carbon monoxide) that can cause serious injury or death.

- You cannot see, taste or smell CO.
- Operate only outdoors with exhaust directed away from people and building air intakes.
- Never operate generator inside any enclosed or semi-enclosed area. A hazardous CO level can occur even with open doors and ventilation fans.

# Table of Contents

---

1. SAFETY PRECAUTIONS .....	1
1.1 Exhaust Gas Is Deadly .....	1
1.2 Gasoline is Flammable / Explosive.....	1
1.3 Generator Voltage is Deadly.....	2
1.4 Moving Parts Can Cause Severe Personal Injury or Death .....	2
1.5 Battery Gases Are Explosive.....	2
1.6 General Precautions .....	2
2. INTRODUCTION.....	5
2.1 About This Manual.....	5
2.2 Model Identification.....	5
2.3 Fuel Requirements.....	5
2.4 Generator Set Assembly Instructions .....	6
2.5 Wheel Kit Assembly Instructions .....	6
2.6 Engine Oil Recommendations .....	8
3. STARTING AND RUNNING THE GENERATOR SET.....	9
3.1 Control Panel .....	9
3.2 Pre-Start Checks.....	10
3.3 Starting the Generator Set.....	12
3.4 Stopping the Generator Set.....	14
3.5 Powering Tools and Appliances .....	14
3.6 Charging Batteries .....	16
3.7 Circuit Breakers .....	17
3.8 Grounding .....	17
3.9 Low Oil Shutdown.....	17
3.10 Electrical Interference with Communications or Appliances.....	18
3.11 Exercising the Generator Set.....	18
3.12 Engine Break-In .....	18
3.13 Out-of-Service Protection.....	18
4. GENERATOR COMPONENTS.....	21
5. SPECIFICATIONS .....	23
6. DIMENSIONS AND TORQUES .....	25

---

6.1 Engine Dimensions .....	25
6.2 Generator Dimensions .....	26
6.3 Torque Specifications .....	27
6.4 Standard Torque Specifications.....	27
7. MAINTENANCE .....	29
7.1 Maintenance Schedule .....	29
7.2 General Inspections .....	30
7.3 Engine Oil .....	30
7.4 Air Filter Maintenance .....	32
7.5 Fuel Sediment Cup Cleaning.....	33
7.6 Cleaning the Spark Arrester .....	34
7.7 Valve Clearance.....	35
7.8 Governor Adjustments .....	36
8. SERVICING THE GENERATOR SET .....	39
8.1 Preparing for Service .....	39
8.2 Removal and Replacement of Gaskets .....	40
9. CONTROL PANEL .....	43
9.1 Control Panel Components.....	43
9.2 Control Panel Service .....	44
10. GENERATOR SERVICE .....	55
10.1 Generator Disassembly .....	55
10.2 Generator Reassembly .....	58
10.3 Brush Block and Slip Rings .....	58
10.4 Generator Component Testing .....	59
11. ENGINE .....	63
11.1 Cylinder Head / Valves .....	63
11.2 Camshaft/Crankshaft .....	69
11.3 Piston .....	74
11.4 Oil Level Switch .....	79
12. FUEL, START, AND IGNITION SYSTEMS.....	81
12.1 Fuel System.....	81
12.2 Choke Assembly .....	84
12.3 Governor Assembly .....	85
12.4 Carburetor.....	87

---

12.5 Fuel Cut-Off Solenoid .....	89
12.6 Starting System.....	89
12.7 Ignition System .....	93
12.8 Cooling Fan and Fan Cover.....	99
12.9 Flywheel.....	100
13. INTAKE / EXHAUST SYSTEM.....	103
13.1 Muffler.....	104
13.2 Air Cleaner.....	105
14. TROUBLESHOOTING.....	109
14.1 Engine Won't Crank (Manual Start).....	109
14.2 Engine Cranks But Won't Start.....	109
14.3 Engine Starts But Stops Suddenly.....	110
14.4 Unstable Speed .....	110
14.5 Abnormal Exhaust Color.....	111
14.6 Low Engine Speed.....	112
14.7 Low Power .....	112
14.8 No DC Output Voltage .....	113
14.9 No AC Output Voltage .....	114
15. SERVICE CHECKLIST .....	115
15.1 Mounting .....	116
15.2 Lubrication .....	116
15.3 Wiring.....	116
15.4 Initial Start Adjustments .....	116
15.5 Exhaust System.....	117
15.6 Fuel System.....	117
15.7 Output Check.....	117
15.8 Control .....	117
15.9 Mechanical.....	117
16. WIRING DIAGRAMS .....	119
16.1 Wiring Diagram of EGMBB / P2400.....	119
16.2 Wiring Diagram of EGMBG / P3500 .....	120
17. MAINTENANCE RECORD .....	121

**Please Click Here To Download The Complete Manual**  
**Download Other Manuals**  
**If Having Any Questions Feel Free To Contact us**

**[admin@servicemanualbit.com](mailto:admin@servicemanualbit.com)**